

Year-By-Year Leaders


Rushing

Year	Name	No.	Yards	Avg.	TD
1974	Chip Smith	216	1,095	5.1	9
1975	Chip Smith	198	759	3.8	3
1976	Chip Smith	108	763	7.0	10
1977	Kim Raynor	219	1,112	5.1	8
1978	Johnny Shepherd	115	529	4.7	5
1979	Kim Raynor	190	859	4.5	15
1980	Greg Mosely	111	634	5.7	9
1981	Greg Mosely	150	876	5.8	4
1982	Steve Clark	218	1,185	5.4	11
1983	James Cole	302	1,183	3.9	8
1984	Willie Larkins	80	387	4.8	4
1985	James Brooks	94	372	3.9	3
1986	Willie Larkins	117	458	3.9	2
1987	Willie Larkins	136	686	5.0	9
1988	Leroy Kinard	134	680	5.1	1
1989	Charles McCray	150	648	4.3	8
1990	Leroy Kinard	134	651	4.9	3
1991	Dwayne Carswell	111	435	3.9	5
1992	Adrian Cherry	154	773	5.0	7
1993	Adrian Cherry	197	915	4.7	7
1994	Lawrence Worthington	175	1,224	7.0	11
1995	Lawrence Worthington	171	974	5.7	16
1996	Lawrence Worthington	123	525	4.3	8
1997	Stacy Nobles	222	977	4.4	14
1998	Stacy Nobles	246	1,040	4.2	11
1999	Stacy Nobles	247	1,175	4.8	5
2000	Chad Billingsley	86	275	3.2	3
2001	Dre Barnes	102	654	6.4	5
2002	Dre Barnes	221	1,304	5.9	5
2003	Dre Barnes	229	1,347	5.9	7
2004	Sam Gado	138	901	6.5	11
2005	Zach Terrell	144	668	4.6	2

Passing


Year	Name	Att-Cmp-Int	Yards	TD
1974	Dean Phillips	86-169-11	1,374	7
1975	Dean Phillips	73-146-15	1,016	8
1976	Dean Phillips	44-95-5	686	5
1977	Glenn Inverso	43-90-7	689	6
1978	Glenn Inverso	35-85-10	546	1
1979	Glenn Inverso	61-131-11	1,148	7
1980	Glenn Inverso	77-176-9	1,336	11
1981	Jeff Benson	55-111-15	822	6
1982	Mike Forslund	108-234-9	1,343	8
1983	Phil Basso	116-245-15	1,550	7
1984	Phil Basso	250-426-15	3,226	24
1985	Amos Horton	75-143-8	917	7
1986	Paul Johnson	181-360-15	1,976	6
1987	Paul Johnson	153-264-10	1,599	8
1988	Paul Johnson	133-228-12	1,578	18
1989	Paul Johnson	159-266-6	2,068	15
1990	Robby Justino	228-382-13	3,076	24
1991	Robby Justino	257-427-21	3,176	18
1992	Robby Justino	211-339-12	2,421	16
1993	Antwan Chiles	123-226-8	1,487	9
1994	Antwan Chiles	211-385-8	2,823	19
1995	Antwan Chiles	157-285-8	2,026	12
1996	Ben Anderson	177-333-11	2,222	14
1997	Ben Anderson	151-267-10	2,505	18
1998	Christian Newsome	160-306-16	2,245	11
1999	Christian Newsome	209-95-4	1,268	15
2000	Biff Parson	424-231-22	2,674	17
2001	Biff Parson	259-142-4	1,745	11
2002	Gus Condon	277-122-15	892	6
2003	Gus Condon	173-81-10	985	5
2004	Paul Troth	57-118-7	694	1

Year	Name	Plays	Yards	Avg.	TD
2005	Brock Farrell	109-190-7	1,322		4
Total Offense					
1974	Dean Phillips	169	1,374	8.1	7
1975	Dean Phillips	212	1,041	4.9	12
1976	Dean Phillips	110	797	7.2	11
1977	Kim Raynor	220	1,112	5.1	8
1978	Glenn Inverso	152	585	3.8	2
1979	Glenn Inverso	286	1,571	5.5	19
1980	Glenn Inverso	323	1,658	5.1	13
1981	Greg Mosely	150	876	5.8	4
1982	Mike Forslund	257	1,292	5.0	9
1983	Phil Basso	276	1,444	5.2	7
1984	Phil Basso	456	3,127	6.9	24
1985	Amos Horton	171	798	4.7	7
1986	Paul Johnson	389	1,829	4.7	6
1987	Paul Johnson	290	1,458	5.0	8
1988	Paul Johnson	240	1,501	6.3	18
1989	Paul Johnson	283	1,954	6.9	15
1990	Robby Justino	445	2,761	6.2	24
1991	Robby Justino	486	3,033	6.2	19
1992	Robby Justino	404	2,218	5.5	17
1993	Antwan Chiles	270	1,461	5.4	12
1994	Antwan Chiles	441	2,839	6.4	24
1995	Antwan Chiles	327	2,020	6.2	14
1996	Ben Anderson	361	2,222	6.2	14
1997	Ben Anderson	298	2,450	8.2	18
1998	Christian Newsome	368	2,197	6.0	14
1999	Stacy Nobles	247	1,175	4.8	5
2000	Biff Parson	483	2,525	5.2	18
2001	Biff Parson	334	1,679	5.0	6
2002	Dre Barnes	223	1,339	6.0	6
2003	Dre Barnes	230	1,347	5.9	7
2004	Sam Gado	138	901	5.9	11
2005	Brock Farrell	250	1,368	5.5	6



Joe Seamster

Year-By-Year Leaders



Damon Bomar

1983	James Cole	8	0	0	0	48
1984	Bill Kagey	0	26	9	0	53
1985	Kelvin Edwards	5	0	0	0	30
1986	Charles McCray	8	0	0	0	48
1987	Willie Larkins	9	0	0	0	54
1988	Charles McCray	16	0	0	0	96
1989	Eric Green	10	0	0	0	60
1990	L.G. Parrish	9	0	0	0	54
1991	Daniel Whitehead	0	16	12	0	52
1992	Daniel Whitehead	0	34	12	0	70
1993	Maurice Jones	9	0	0	1	56
1994	Daniel Whitehead	0	40	13	0	79
1995	Lawrence Worthington	16	0	0	0	96
1996	Lawrence Worthington	9	0	0	0	54
1997	Stacy Nobles	14	0	0	0	84
1998	Stacy Nobles	11	0	0	0	66
1999	Jay Kelley	0	25	8	0	49
2000	Jay Kelley	0	19	8	0	43
2001	Jay Kelley	0	25	8	0	49
2002	Dre Barnes	6	0	0	1	38
2003	Eugene Goodman	14	0	0	0	84
2004	Sam Gado	12	0	0	0	72
2005	Marcus Hamilton	5	0	0	0	30

Receiving

Year	Name	No.	Yards	Avg.	TD
1974	Curt Christians	42	730	17.4	7
1975	Mark Phillips	41	566	13.8	4
1976	Mark Phillips	29	518	17.8	4
1977	Steve Kearns	23	537	23.3	7
1978	Steve Kearns	19	347	18.3	0
1979	Troy Gilliland	16	275	17.5	1
1980	Chris Patterson	27	596	22.1	6
1981	Chris Patterson	34	593	17.4	4
1982	Kelvin Edwards	29	528	18.2	4
1983	Kelvin Edwards	51	827	16.2	4
1984	Fred Banks	77	1,029	13.4	8
1985	Kelvin Edwards	39	428	10.9	5
1986	Willie Larkins	35	218	6.2	2
1987	Willie Larkins	26	126	4.9	0
1988	Pat Nelson	28	350	12.5	3
1989	Eric Green	62	905	14.6	10
1990	L.G. Parrish	51	754	14.8	8
1991	Pat Nelson	81	1,075	13.3	4
1992	Maurice Jones	53	702	13.3	7
1993	Maurice Jones	62	955	15.4	9
1994	Tony Dews	41	539	13.2	2
1995	Tony Dews	29	357	12.3	1
1996	Andrew McFadden	42	452	10.8	2
1997	Robert Butz	35	506	14.5	4
1998	Walt Heilig	32	381	11.9	4
1999	Gavin Kralik	36	562	15.6	7
2000	Gavin Kralik	54	660	12.2	5
2001	Daniel Thomas	42	575	13.7	5
2002	Erick Harris	24	480	20.0	3
2003	Lauren Williams	30	570	19.0	2
2004	Lauren Williams	29	494	17.0	5
2005	Brandon Turner	43	594	13.8	2

Punting

Year	Name	No.	Yards	Avg.
1976	Alan Lett	35	1,348	38.5
1977	Glenn Inverso	11	344	31.3
1978	Greg Mosely	44	1,620	36.8
1979	Mike Forslund	67	2,439	36.4
1980	Mike Forslund	57	2,223	39.2
1981	Mike Forslund	62	2,484	40.1
1982	Mike Forslund	77	3,203	41.6
1983	David Lane	43	1,700	39.5
1984	Kenny Smith	57	2,126	37.3
1985	Kenny Smith	51	1,992	39.1
1986	Kenny Smith	64	2,487	38.9
1987	Kenny Smith	64	2,487	38.9
1988	Mike Swaney	52	1,953	37.6
1989	Jon Vines	35	1,213	34.7
1990	Jon Vines	64	2,260	35.3
1991	Jason Harrell	36	1,234	34.3
1992	Eric Colvard	61	2,394	39.3
1993	Eric Colvard	60	2,482	41.4
1994	Eric Colvard	53	2,004	37.8
1995	Eric Colvard	41	1,670	40.7
1996	Brannan Duncan	53	1,992	37.6
1997	Ben Rogers	41	1,619	39.5
1998	Ben Rogers	54	2,154	39.9
1999	Ben Rogers	59	2,108	35.7
2000	Ben Rogers	68	2,614	38.4
2001	Jay Kelley	37	1,345	36.4
2002	Jay Kelley	36	1,381	38.4
2003	Noah Crouch	49	1,884	38.4
2004	Noah Crouch	50	1,976	39.5
2005	Noah Crouch	56	2,215	39.6

Scoring


Year	Name	TD	PAT	FG	2-PT	Points
1974	Chip Smith	9	0	0	0	54
1975	Chip Smith	4	0	0	0	24
1976	Chip Smith	10	0	0	0	60
1977	Kim Raynor	8	0	0	0	48
1978	Greg Mosely	6	0	0	1	38
1979	Kim Raynor	16	0	0	1	98
1980	Greg Mosely	10	0	0	2	62
1981	Greg Mosely	5	0	0	0	30
1982	Mitchell Clark	12	0	0	0	72

Punt Returns

Year	Name	Ret.	Yards	Avg.	TD
1977	Kim Raynor	5	20	4.0	0
1978	Rod Gladfelter	13	41	3.2	0
1979	Rod Gladfelter	12	35	2.9	0
1980	Mike Henson	13	143	11.0	0
1981	Mike Henson	7	58	8.3	0
1982	Mitchell Clark	12	110	9.2	0
1983	Wayne Haddix	20	215	10.8	1
1984	Wayne Haddix	12	60	5.0	0
1985	Doug Smith	8	67	8.4	0
1986	Wayne Haddix	14	117	8.4	0

Year-By-Year Leaders

1987	Richard Shelton	18	253	14.1	1
1988	Richard Shelton	21	176	10.4	1
1989	Scott Queen	10	43	4.3	0
1990	L.G. Parrish	23	196	8.5	1
1991	L.G. Parrish	15	161	16.1	0
1992	Wesley McConnell	16	115	7.2	0
1993	Maurice Jones	19	36	1.9	0
1994	Bobby Jones	23	217	9.4	1
1995	Andrew McFadden	26	306	11.8	2
1996	Andrew McFadden	22	173	7.9	0
1997	Ben Johnson	13	66	5.1	0
1998	Travis Burns	16	216	7.9	0
1999	Travis Burns	10	78	7.8	0
2000	Greg Lang	18	168	9.3	0
2001	Adrian Hall	18	247	13.7	0
2002	Adrian Hall	16	102	6.4	0
2003	Adrian Hall	18	169	9.4	0
2004	Jared Brodgen	16	101	6.3	0
2005	Jared Brodgen	11	107	9.7	0



Kickoff Returns

Year	Name	Ret.	Yards	Avg.	TD
1977	Kim Raynor	18	359	19.9	0
1978	Johnny Shepherd	27	671	24.9	0
1979	Rod Gladfelter	17	404	23.8	0
1980	Mike Henson	10	102	10.2	0
1981	Guy Shashaty	33	682	20.7	0
1982	Guy Shashaty	16	322	20.1	0
1983	Carlton Wilkerson	28	494	17.6	0
1984	Carlton Wilkerson	19	333	17.4	0
1985	Kelvin Edwards	10	212	21.2	0
1986	Richard Shelton	11	331	30.1	1
1987	Willie Parker	19	363	36.3	0
1988	Richard Shelton	12	247	20.6	0
1989	Scott Thomas	13	373	28.7	0
	Donald Smith	13	241	26.2	1
1990	Adrian Cherry	18	465	25.8	0
1991	Scott Thomas	21	480	22.9	1
1992	Adrian Cherry	18	388	21.4	0
1993	Scott Thomas	21	376	17.9	0
1994	Courtney Freeman	23	555	24.2	0
1995	Andrew McFadden	12	454	37.8	2
1996	Andrew McFadden	20	423	21.1	0
1997	Alonzo Mathews	9	212	23.6	0
1998	Alonzo Mathews	17	355	20.9	0
1999	David Sundheim	8	164	20.5	0
2000	William Haith	20	430	21.5	1
2001	Adrian Hall	27	642	23.8	1
2002	Adrian Hall	33	692	21.0	0
2003	Adrian Hall	27	527	19.5	0
2004	Sam Gado	10	269	26.9	1
2005	Chris Green	25	511	20.4	0

Tackles

Year	Name	UT	AT	TT
1977	D.J. Hertzler	29	44	73
1978	John Sanders	48	81	129
1979	John Sanders	66	81	147
1980	Scott Hoefling	56	89	145
1981	John McClure	17	63	80
1982	John Sanders	31	99	130
1983	Joe Seamster	35	92	106
1984	Doug New	23	120	143
1985	Joe Seamster	57	49	106
	Steve Clark	63	43	106
1986	Mickey Paige	54	71	125
1987	Mickey Paige	64	86	150
1988	Dwight Jones	41	105	146
1989	Jeff Curtis	42	73	115
1990	Eric Carroll	70	56	126

1991	Bobby Green	55	38	93
1992	Dion Krause	83	54	137
1993	Dion Krause	83	68	151
1994	David Long	53	53	106
1995	David Long	73	51	124
1996	Damon Bomar	86	57	143
1997	Jesse Riley	75	38	113
1998	Jesse Riley	79	54	133
1999	Billy Seals	60	39	99
2000	Sammie Choice	52	25	77
2001	Kendrick Howard	59	32	91
2002	Kendrick Howard	40	73	113
2003	Nick Vaughn	37	50	87
2004	Nick Vaughn	37	68	105
2005	Manny Rojas	47	55	102

Interceptions

Year	Name	No.	Yards	Avg.
1978	D.J. Hertzler	11	119	10.8
1979	D.J. Hertzler	10	786	18.6
1980	D.J. Hertzler	4	76	19.0
1981	Earl Hackley	4	38	9.5
1982	Earl Fischer	8	40	5.0
1983	Robbie Bryan	5	48	9.6
1984	Doug New	3	32	10.6
1985	Joe Seamster	2	21	10.5
1986	Robbie Bryan	3	53	17.7
1987	Richard Shelton	6	59	0.7
1988	Donald Smith	5	35	7.0
1989	Wesley McConnell	3	5	1.7
	Donald Smith	3	66	22.0
1990	Eric Carroll	4	63	15.8
1991	Wesley McConnell	5	21	4.2
1992	Wesley McConnell	4	105	26.3
	Dion Krause	4	107	26.8
1993	Five Players With One Interception			
1994	Sedrick Watkins	3	45	15.0
1995	Sedrick Watkins	4	11	2.8
1996	Kenyatta Murray	4	44	11.0
1997	Desmond Washington	4	20	5.0
1998	Randall State	4	6	1.5
1999	Randall State	4	40	10.0
2000	Randall State	4	7	1.8
2001	C.J. Moore	2	32	16.0
2002	William Haith	3	90	30.0
2003	Jordan Alford	3	45	15.0
	Erick Harris	3	168	56.0
	C.J. Moore	3	42	14.0
2004	Jordan Alford	3	38	12.7
	Erick Harris	3	16	5.3
2005	Patrick Calvary	1	0	0.0
	Carlos McWhorter	1	0	0.0

Team Records



Single Game Offense

Rushing

Most Carries: 66 vs. Hofstra, 2003; 66 vs. Catawba, 1978; vs. Bowie State, 1978
Most Yards: 459 vs. Norfolk State, 2003
Fewest Yards: -47 vs. Southern Connecticut State, 1985
Most Touchdowns: 8 vs. Norfolk State, 2003

Passing

Most Attempts: 65 vs. South Florida, 2001
Most Completions: 39 vs. South Florida, 2001
Most Interceptions: 6 vs. Central State 1983; vs. Morehead State, 1981; vs. Lenoir-Rhyne, 1980
Most Games in a Row Without an Interception: 3, 1999, 1997; 1990
Most Yards: 455 vs. Towson State, 1991
Fewest Yards: -4 vs. Ferrum, 1977
Highest Passing Percentage (min 15 att.): 73.6% (14/19) vs. James Madison, 1992
Most Touchdowns: 6 vs. Mars Hill, 1984
Fewest Attempts: 7 vs. Charleston Southern, 2003
Fewest Completions: 4 vs. Charleston Southern, 2003; vs. Middle Tennessee State, 1982; vs. Mars Hill, 1980

Total Offense

Most Plays: 104 vs. South Florida, 2001
Fewest Plays: 45 vs. Hofstra, 2001
Most Yards: 654 vs. Charleston Southern, 1996
Fewest Yards: 156 vs. Western Carolina, 2001
Most Touchdowns: 9 vs. Norfolk State, 2003

Punting

Most Punts: 13 vs. Elon, 1999
Highest Average: 54.3 vs. Gardner-Webb, 1980

Punt Returns

Most Returns: 7 vs. Kentucky Wesleyan, 2003; vs. Charleston Southern, 1997
Most Yards Gained: 132 vs. Elon, 1986
Most Touchdowns: 2 vs. Chattanooga, 2004

Kickoff Returns

Most Returns: 9 vs. South Florida, 2001; vs. Central Florida, 1993; vs. Central State, 1983
Most Yards Gained: 181 vs. East Tennessee State, 2000
Most Touchdowns: 1 many times; most recently vs. Coastal Carolina, 2004

Scoring

Most Points: 76 vs. West Virginia Tech, 1995
Least Points: 0, 13 times
Greatest Margin of Victory: 70 vs. West Virginia Tech, 1995
Greatest Margin of Defeat: 64 by Jacksonville State, 1981
Most Touchdowns: 10 vs. West Virginia Tech, 1995
Most Extra Points Made: 10 vs. West Virginia Tech, 1995
Most Field Goals Made: 4 vs. Delaware State, 1997
Highest Losing Score: 43 vs. James Madison, 1984

First Downs

Most: 34 vs. Hampton, 1980
Fewest: 3 vs. Middle Tennessee State, 1982
Most Rushing: 20 vs. Youngstown State, 2003
Most Passing: 19 vs. Youngstown State, 1990
Most By Penalty: 6 vs. Eastern Kentucky, 2002; vs. Delaware State, 1984

Third Down Conversions (min. 5)

Best Percentage: 80.0 (8/10) vs. Glenville State, 1997

Fourth Down Conversions (min. 3)

Best Percentage: 100.0 (3/3) vs. Charleston Southern, 1999; vs. Elon, 1997; vs. Morehead State, 1980

Fumbles

Most: 9 vs. St. Paul's, 1979
Most Lost: 5 vs. Bowie State, 1980
Most Games Without Losing a Fumble: 8, 1993

Penalties

Most: 21 vs. Towson State, 1990
Most Yards Penalized: 236 vs. Elon, 11/4/00
Most/Two Teams: 34 vs. Towson State, 1990
Most Yards Penalized/Two Teams: 325 vs. Elon, 2000

Single Game Defense

Interceptions

Most: 6 vs. Lenoir-Rhyne, 1980

Fumbles

Most Caused: 8 vs. JMU, 1985
Most Recovered: 6 vs. Concord, 1994

Turnovers

Most Forced: 9 vs. Ferrum, 1979

Tackles for Loss

Most: 16 vs. Samford, 2000

Quarterback Sacks

Most: 9 vs. Villanova, 1993

Pass Deflections

Most: 12 vs. Samford, 1990

First Downs

Fewest Allowed: 4 vs. Johnson C. Smith, 1999
Most Allowed: 36 by Central State, Ohio, 1983

Yards Allowed

Fewest Rushing Allowed: 1 vs. West Virginia Tech, 1995; vs. Morehead State, 1990
Fewest Passing Allowed: 0 vs. Georgia Southern, 1995; vs. Presbyterian, 1985

Third Down Conversion

Lowest Percentage: 00.0 (0/13) vs. Morehead State, 1988
Highest Percentage: 83.0 (19/23) vs. Southern Connecticut State, 1985

Fourth Down Conversion

Lowest Percentage: 00.0 (0/5) vs. Hampton, 1995
Highest Percentage: 100.0% (6/6) vs. VMI, 1995

Total Defense

Fewest Plays: 41 vs. Johnson C. Smith, 1999
Fewest Yards: -10 vs. Kutztown, 1991

Rushing Defense

Fewest Rushes: 11 vs. Morehead State, 1988
Fewest Yards: -10 vs. Kutztown, 1991

Pass Defense

Fewest Passes Attempted: 3 vs. Presbyterian, 1985
Fewest Passes Completed: 0 vs. Elon, 2000; 0 vs. Elon, 1999; vs. Georgia Southern, 1995; vs. Presbyterian, 1985
Fewest Yards: 0 vs. Elon, 2000; 0 vs. Elon, 1999; vs. Georgia Southern, 1995; vs. Presbyterian, 1985
Most Yards on Interceptions: 154 vs. Hofstra, 2003



Team Records

Season Offense

Rushing

Most Yards: 2,614, 2003
 Fewest Yards: 674, 1985
 Most Yards Per Game: 217.8, 2003
 Fewest Yards Per Game: 61.7, 2000
 Highest Average Per Play: 5.1, 1994
 Most Touchdowns: 31, 1979

Passing

Most Attempts: 447, 2000
 Most Completions: 262, 1991
 Most Yards: 4,236, 1991
 Fewest Yards: 886, 1976
 Most Yards Per Game: 296.1, 1991
 Fewest Yards Per Game: 86.6, 1976
 Highest Completion Percentage: .613, 1991
 Lowest Completion Percentage: .382, 1978
 Most Touchdowns: 25, 1990
 Most Interceptions: 28, 1983, 1981
 Least Interceptions: 9, 1999, 1995, 1994

Total Offense

Most Yards: 4,856, 1994
 Fewest Yards: 1,892, 1985
 Most Yards Per Game: 441.5, 1994
 Highest Average Per Play: 6.5, 1997
 Most Touchdowns: 47, 1995
 Fewest Touchdowns: 11, 1985

Punting

Most Punts: 78, 1982
 Fewest Punts: 35, 1989
 Highest Average Per Punt: 40.6, 1982

Punt Returns

Most Returns: 34, 1979
 Fewest Returns: 11, 1977
 Most Yards: 337, 1995
 Most Touchdowns: 2, 1995; 1988; 1986

Kickoff Returns

Most Returns: 58, 2001
 Fewest Returns: 21, 1985
 Most Yards: 1,077, 2001
 Most Touchdowns: 2, 1995

Scoring

Most Points: 356, 1997
 Fewest Points: 103, 1985
 Most Points Per Game: 32.4, 1997
 Most Touchdowns: 47, 1995
 Fewest Touchdowns: 11, 1985
 Most Extra Points Made: 43, 1995
 Most Field Goals Made: 15, 1990
 Fewest Points: 121, 1985

First Downs

Most: 241, 1993
 Least: 139, 1976
 Most Rushing: 138, 2003
 Most Passing: 142, 1991
 Most By Penalty: 32, 1984

Fumbles

Most: 43, 1978
 Most Lost: 25, 1978
 Fewest: 11, 1999
 Fewest Lost: 6, 1993; 1985

Season Defense

Rushing Defense

Fewest Yards: 1,475, 1991
 Fewest Yards Per Game: 134.1, 1991
 Lowest Average Per Play: 3.2, 1990
 Fewest Touchdowns: 12, 1997; 1982

Passing Defense

Fewest Yards: 1,202, 1979
 Fewest Yards Per Game: 109.3, 1979
 Lowest Completion Percentage: .393, 1979
 Fewest Touchdowns: 5, 1979
 Most Interceptions: 36, 1979
 Most Yards on Interceptions: 406, 1979
 Most Touchdowns on Interceptions: 3, 1992; 1990

Total Defense

Fewest Yards: 3,332, 1977
 Fewest Yards Per Game: 316.0, 1990
 Lowest Average Per Play: 4.3, 1990
 Fewest Touchdowns: 24, 1979

Scoring

Fewest Points: 176, 1979
 Most Points: 404, 2001
 Most Shutouts: 2, 1979

Tackles for Loss

Most: 116, 2000
 Fewest: 5, 1984

Pass Deflections

Most: 96, 1990
 Fewest: 25, 1993

Quarterback Sacks

Most: 44, 1990
 Fewest: 9, 2004

Fumbles


Most Caused: 42, 1979
 Most Recovered: 17, 1989

Most Blocked Kicks

Punts: 4, 1988
 Field Goals: 2, 1987; 1988; 2002
 Extra Points: 2, 1986; 2002

First Downs

Fewest Allowed: 157, 1978
 Fewest Rushing Allowed: 81, 1980
 Fewest Passing Allowed: 38, 1977
 Fewest By Penalty Allowed: 4, 1993



Sam Rutigliano

Outstanding Seasons

Year	Record	LU Points	Opp. Points	Coach
1979	9-1-1	322	264	Tom Dowling
1997	9-2	356	195	Sam Rutigliano
1995	8-3	352	203	Sam Rutigliano
1988	8-3	316	179	Morgan Hout
1980	7-3	272	180	Tom Dowling
1989	7-3	287	226	Sam Rutigliano
1992	7-4	306	277	Sam Rutigliano
1990	7-4	296	236	Sam Rutigliano
1982	7-4	251	214	Tom Dowling

Last Time



Liberty Individual

Rushed for 100 or More Yards

Zack Terrell rushed 18 times for 128 yards against Gardner-Webb, 10/29/05

Rushed for 200 or More Yards

Zack Terrell rushed 32 times for 241 yards against Chattanooga, 10/8/05

Rushed for 300 or More Yards

Lawrence Worthington rushed 33 times for 305 yards against Charleston Southern, 11/19/94

Rushed 50 or More Yards for a Touchdown

Sam Gado rushed 52 yards for a touchdown against VMI, 11/6/04

Two Runners with 100 or More Yards

Dre Barnes rushed 24 times for 180 yards and Sam Gado rushed 23 times for 166 yards against VMI, 11/6/04

Three Rushing Touchdowns

Sam Gado scored three touchdowns against VMI, 11/6/04

Four Rushing Touchdowns

Eugene Goodman scored four touchdowns against VMI, 10/4/03

20 Pass Completions

20 by Brock Smith against Charleston Southern, 11/12/05

Passed for 300 or More Yards

Brock Smith passed for 315 yards at Charleston Southern, 11/12/05

Passed for 400 or More Yards

Robby Justino passed for 434 yards (26 of 38) against Towson State, 10/26/91

Completed a Pass of 50 or More Yards for a Touchdown

Brock Smith completed a 54-yard pass to Wynton Jackson at Charleston Southern, 11/12/05

Completed a Pass of 75 or More Yards for a Touchdown

Adrian Hall completed a 76-yard pass to Erick Harris at Akron, 10/12/02

Caught 10 or More Passes

Wynton Jackson caught 12 passes for 100 yards against Youngstown State, 9/17/05

Caught Passes for 100 or More Yards

Brandon Turner caught seven passes for 178 yards against Gardner-Webb, 10/28/05

Two Receivers with 100 or More Yards

Travis Burns caught eight passes for 133 yards and Daniel Thomas caught seven passes for 110 yards against Charleston Southern, 11/10/01

Three Receivers with 100 or More Yards

Tony Dews finished with seven catches for 106 yards, Robert Butz had eight catches for 104 yards and Dion Cook caught six for 100 yards at Toledo, 9/17/94

Recovered a Blocked Punt for a Touchdown

Larry Jordan recovered a blocked punt for a touchdown at Cal Poly, 11/21/98

Recovered an Opponents Blocked Punt for a Touchdown

Glenville State blocked a Liberty punt and then Torrey Rush ran the ball in for a touchdown, 9/6/97

Recovered a Blocked Punt for a Safety

Pat Dickerson blocked a Charleston Southern punt for a safety, 11/12/05

Recovered a Blocked Field Goal for a Touchdown

Mark Thomas recovered a blocked field goal for a touchdown at Towson State, 10/20/90

Returned a Punt for a Touchdown

Erick Harris returned a punt 57 yards for a touchdown at Chattanooga, 11/6/04

Returned a Kickoff for a Touchdown

Sam Gado returned a kickoff 97 yards for a touchdown at Coastal Carolina, 10/23/04

Returned an Interception for a Touchdown

Erick Harris returned an interception 94 yards for a touchdown against Hofstra, 11/22/03

Two Interceptions

Jordan Alford finished with two interceptions against Elon, 11/20/04

Returned a Fumble for a Touchdown

Alonzia Phillips returned a fumble 22 yards for a touchdown at Chattanooga, 11/13/04

Miscellaneous

Scored Four or More Touchdowns

Eugene Goodman scored four touchdowns against VMI, 10/4/03

Punt More than 50 Yards

Noah Crouch kicked a 51-yard punt against Towson, 10/15/05

Kicked a 50 or More Yard Field Goal

Joe Pouncey kicked a 50-yard field goal at Central Florida, 11/7/87

Returned an Intercepted Extra Point for a Defensive Two-Point Conversion

Marcus Harvey intercepted a Bake Baker two-point conversion attempt and returned it 101 yards for the defensive two-point conversion against Appalachian State, 11/22/97

Returned a Blocked Extra Point for a Defensive Two-Point Conversion

Seth Reichart blocked an extra point attempt and Kevin Moon returned it 92 yards for the defensive two-point conversion at Chattanooga, 11/6/04

Team

Rushed for 300 or More Yards

Liberty rushed for 300 yards on 44 carries at Chattanooga, 10/8/06

Passed for 300 or More Yards

Liberty finished with 315 yards (20 of 31) passing at Charleston Southern, 11/12/05

Passed for 400 or More Yards

Liberty finished with 407 yards (39 of 65) passing at South Florida, 10/27/01

Had 500 or More Yards in Total Offense

Liberty finished with 511 yards in total offense at VMI, 11/6/04

Had 600 or More Yards in Total Offense

Liberty finished with 654 yards in total offense against Charleston Southern, 10/26/96

Recorded a Safety

Liberty scored a safety against Charleston Southern, 11/12/05

Recorded a Shutout

Liberty recorded a 24-0 shutout against Samford, 10/28/00

Scored 50 Points

Liberty scored 55 points in a 55-17 win against West Virginia Tech, 9/4/04

Played a Tie Game

Liberty tied 23-23 at East Tennessee State, 10/5/85

Opponent Individual

Rushed for 100 or More Yards

Kevin German of Gardner-Webb rushed 116 yards, 10/29/05

Rushed for 200 or More Yards

Rashaud Palmer of Elon rushed 245 yard on 16 carries, 11/9/02

Rushed for 300 or More Yards

Gene Lake of Delaware State rushed for 336 yards on 33 carries, 11/10/84

Rushed 50 or More Yards for a Touchdown

Monquantee Gibson of Youngstown State rushed 53 yards for a touchdown, 9/25/04

Two Runners with 100 or More Yards

T.J. Snelling of VMI rushed 21 times for 125 yards and teammate Sean Mizzer finished with 121 yards on 13 carries, 10/26/02

Three Runners with 100 or More Yards

Southern Connecticut State's Glen Kimbrough finished with 17 rushes for 136 yards, John Harris had 19 carries for 107 yards and Bill Clancy finished with 21 carries for 107 yards, 10/18/96

Four Rushing Touchdowns

Thomas Haskins of VMI scored four rushing touchdowns,

9/9/95

20 Pass Completions

Collins Drafts of Charleston Southern completed 21 passes, 11/12/05

30 Pass Completions

Cedric Stevens of Chattanooga completed 34 passes, 11/13/04

Passed for 300 or More Yards

Cedric Stevens of Chattanooga passed for 364 yards (34 of 44), 11/13/04

Passed for 400 or More Yards

Bobby Seck of Hofstra passed for 496 yards (24 of 47), 11/22/03

Completed a Pass of 50 or More Yards for a Touchdown

Cedric Stevens of Chattanooga completed a 70-yard pass to Tyrus Ward, 11/13/04

Completed a Pass of 75 or More Yards for a Touchdown

Bobby Seck of Hofstra complete a 91-yard pass to Marques Colston, 11/22/03

Caught 10 or More Passes

Maurice Price of Charleston Southern caught 13 passes for 171 yards, 11/12/05

Caught Passes for 100 or More Yards

Maurice Price of Charleston Southern caught 13 passes for 171 yards, 11/12/05

Two with 100 or More yards

Marques Colston of Hofstra caught seven passes for 267 yards and Ricky Bryant caught eight passes for 133 yards, 11/22/03

Recovered a Blocked Punt for a Touchdown

Chauney Marshall of Gardner-Webb recovered a blocked punt an run it 27 yards for a touchdown, 10/20/01

Returned a Punt for a Touchdown

Lance Moore of Toledo returned a punt 54 yards for a touchdown, 9/6/03

Returned a Kickoff for a Touchdown

Mike Washington of Charleston Southern returned a kickoff 98 yards for a touchdown, 11/10/01

Two Interceptions

Jason Jones of Chattanooga intercepted two passes, 11/13/04

Returned a Fumble for a Touchdown

Jamall Scott of Elon returned a fumble 32 yards for a touchdown, 11/9/02

Miscellaneous

Scored Four or More Touchdowns

Thomas Haskins of VMI finished with four touchdowns, 9/9/95

Kicked a Field Goal of 50 Yards or More

Barrett Way of VMI kicked a 53-yard field goal, 11/6/04

Team

Rushed for 300 or More Yards

William & Mary rushed for 335 yards on 64 carries, 9/24/05

Passed for 300 or More Yards

William & Mary passed for 300 yards (22 of 28), 9/24/05

Passed for 400 or More Yards

Hofstra passed for 496 yards (24 of 47), 11/22/03

Had 500 or More Yards in Total Offense

William & Mary finished with 635 yards of total offense, 9/24/05

Recorded a Safety

Hofstra recorded a safety when a Flames center snapped a punt through the back of the end zone, 11/23/02

Recorded a Shutout

William & Mary shutout Liberty, 56-0, 9/24/05

Scored 50 or More Points

William & Mary scored 56 points in defeating Liberty, 56-0, 9/24/05

Played a Tie Game

East Tennessee State tied Liberty, 23-23, 10/5/85

Opponent Records

Individual

Longest Run From Scrimmage

95 yards by Bo Trent of Ferrum, 1979

Longest Touchdown Run

95 yards by Bo Trent of Ferrum, 1979

Most Rushes

34 by Trevor Dimmie of Hofstra, 2001; by DuWayne Pitts of Eastern Illinois, 1987

Most Yards Rushing

336 by Gene Lake of Delaware State, 1984

Most Rushing Touchdowns

4 by Thomas Haskins of VMI, 1995; by James White of North Carolina A&T, 1993

Highest Rush Average (min. 5 att.)

21.4 (7-150) by Boyce Green of Carson-Newman, 1982

Most Passes Attempted

57 by Bake Baker of Appalachian State, 1997

Most Passes Completed

37 by Bake Baker of Appalachian State, 1997

Most Yards Passing

496 by Bobby Seck of Hofstra, 2004

Most Touchdowns Passing

6 by Darin Hinshaw of Central Florida, 1994; by Carter Pierce of West Georgia, 1984; by James Woody of Central State, Ohio, 1983

Consecutive Completions

9 by James Weir of New Haven, 1994; by Kirk Schulz of Villanova, 1987

Highest Completion Percentage

.773 (34/44) by Cedric Stevens of Chattanooga, 2004

Most Total Offense Yardage

398 by Bake Baker of Appalachian State, 1997

Most Offensive Plays

64 by Bake Baker of Appalachian State, 1997

Longest Reception

97 yards by Howard Gilmore from Dontrell Leonard of Norfolk State, 2003

Most Receptions

13 by Cameron Brooks of Gardner-Webb, 1980; by Mike Smith of Towson State, 1989

Most Yards Receiving

267 Marques Colston of Hofstra, 2003

Most Touchdowns Receiving

5 by Darneri McCants of Delaware State, 2000

Longest Punt Return

82 by Drew Haddad of Buffalo, 1998

Most Punt Returns

7 by Keith Howard of Towson State, 1992

Most Punt Return Yardage

96 by Drew Haddad of Buffalo, 1998

Longest Kickoff Return

99 by Darryl Hymes of Lenoir-Rhyne, 1980

Most Kickoff Returns

7 by Monte Anthony of Norfolk State, 2003; by Wesley Greene of Morgan State, 1995

Most Kickoff Yardage

142 by Kijana Thomas of Charleston Southern, 2003

Longest Punt

78 by Aaron Bass of East Tennessee State, 2000

Most Punts

10 by Brian Mathis of Wofford, 1986

Best Punt Average

51.7 by Joshua Brazen of Kent State, 2004

Most Field Goals

3 by several kickers; most recent by Greg Kuehn of William & Mary, 2004

Longest Field Goal

56 yards by Nick Terracina of Youngstown State, 2003

State, 2003

Most Points Kicking

13 by Charlie Pierce of Central Florida, 1993

Most Points

24 by Thomas Haskins of VMI, 1995; by David Rhodes of Central Florida, 1993; by James White of North Carolina A&T, 1993

Longest Interception Return

92 by Lance Schulters of Hofstra, 1997

Longest Fumble Return

41 by Rodney Freeman of St. Paul's, 1978

Team

Most Rushes

79 by Youngstown State, 1989

Most Rushing Yardage

509 by Delaware State, 1984

Most Touchdowns Rushing

6 by Connecticut, 2005; Elon, 2002; Western Carolina, 2001

Most Passes Attempted

57 by Appalachian State, 1997

Most Passes Completed

37 by Appalachian State, 1997

Most Passing Yardage

496 by Hofstra, 2003

Most Touchdown Passes

5 by UCF, 2001; by Central State, 1983; by

Jacksonville State, 1981

Most Yards of Total Offense

680 by Central State, Ohio, 1983

Most Points

68 by South Florida, 2001

Most Penalties

15 by West Virginia Tech, 2004; by Appalachian State, 2001; by Charleston Southern, 2001; by South Florida, 1999; by Morgan State, 1996

Most Yards Penalized

154 by Charleston Southern, 2001

Most First Downs

36 by Central State, 1983

Most Rushing First Downs

26 by Youngstown State, 1989

Most Passing First Downs

20 by Central Florida, 1993

Most First Downs by Penalty

5 by Wingate, 2000; 5 by West Virginia Tech, 1991

Highest Losing Score

43 by Delaware State, 1993

Most Tackles for Loss

17 by Appalachian State, 2001; by Villanova, 1990

Most Quarterback Sacks

10 by Villanova, 1990

Most Pass Breakups

14 by Gardner-Webb, 2003

175-Yard Rushing Games

Carries/Yds.	Name	Team	Date
33/336	Gene Lake	Delaware State	11/10/84
27/247	Warren Marshall	James Madison	9/22/84
16/245	Rashuad Palmer	Elon	11/9/02
26/240	Bob Hendry	Akron	10/12/02
34/240	Trevor Dimmie	Hofstra	11/17/01
29/232	Jim Ferguson	Hampden-Sydney	10/8/77
33/210	DeWayne Pitts	Eastern Illinois	10/4/86
24/205	Aldwin Lance	Appalachian State	11/5/94
23/197	James White	North Carolina A&T	10/2/93
26/195	Harold Lamb	West Georgia	11/19/83
17/194	Bo Trent	Ferrum	11/3/79
28/192	LeShawn Johnson	Northwestern Illinois	10/24/92
30/186	Dorron Hunter	Morehead State	11/8/80
25/186	Thomas Haskins	VMI	9/9/95
29/181	Dan Ricker	Towson State	10/11/86
28/179	Warren Marshall	James Madison	9/21/85
22/178	Gene Lake	Delaware State	10/22/83
15/176	Carl Tremble	Furman	9/5/92

300-Yard Passing Games

C/A/Yds.	Name	Team	Date
24/47/496	Bobby Seck	Hofstra	11/22/03
24/32/409	Ryan Schneider	UCF	9/28/02
24/36/400	Darin Hinshaw	Central Florida	10/29/94
25/42/375	Jeremy Hoog	S.W. Missouri State	10/15/94
37/57/370	Bake Baker	Appalachian State	11/22/97
19/30/368	Lang Campbell	William & Mary	10/9/04
34/44/354	Cedric Stevens	Chattanooga	11/13/04
25/44/354	Andy Breault	Kutztown	11/16/91
21/29/350	Darin Hinshaw	Central Florida	11/6/93
22/33/349	Carter Pierce	West Georgia	10/13/84
23/55/344	Jake Sills	Charleston Southern	11/10/01
16/38/331	Craig Corbett	Lenoir-Rhyne	10/25/80
23/47/326	Chris Swartz	Morehead State	9/23/89
28/56/325	Dan Crowley	Towson State	10/26/91
31/46/316	Darin Slack	Central Florida	11/7/87
23/29/315	Tim Hicks	West Liberty State	9/7/02
20/30/300	Giovanni Carmazzi	Hofstra	11/14/98

150-Yard Receiving Games

Catches/Yds.	Name	Team	Date
7/267	Marques Colston	Hofstra	11/22/03
10/221	Dominique Thompson	William & Mary	10/9/04
11/198	David Jones	Delaware State	10/6/90
10/194	Brad Moultrie	Charleston Southern	11/10/01
10/174	Wayne Yearwood	Hofstra	11/14/98
10/172	Arnell Spencer	Central Florida	11/7/87
10/166	Drew Haddad	Buffalo	10/24/98
4/165	Mike Wilson	Boise State	9/24/94
7/164	Travis Mims	Delaware State	10/17/98
13/152	Mike Smith	Towson State	10/21/89
11/150	David Rhodes	Central Florida	10/14/95

Double 100-Yard Rushing Games

VMI: October 26, 2002	
T.J. Snelling	21-125
Sean Mizzer	12-121

Cal Poly: November 1, 1997	
Antonio Warren	20-171
Craig Young	22-101

Georgia Southern: November 16, 1996	
Roderick Russell	20-174
Greg Hill	27-136

Hofstra: September 29, 1995	
Kharon Brown	15-121
Paul Que	15-101

Youngstown State: October 16, 1993	
Tamron Smith	17-150
Darnell Clark	9-114

Youngstown State: November 4, 1989	
Steve Jones	24-127
Archie Herring	19-111

Newberry: October 25, 1986	
Peter Bember	35-155
Mitch Shorter	13-102

East Tennessee State: October 5, 1985	
Herman Jacobs	26-142
Jerry Butler	21-108

Howard: September 3, 1983	
Andrew Kelly	20-130
Mike Holmes	23-108

Elon: September 17, 1977	
Bobby Hedrick	20-155
Jim Burton	13-105

Triple 100-Yard Rushing Games

Southern Connecticut State: October 18, 1986	
Glen Kimbrough	17-136
Bill Clancy	19-107
John Harris	19-107

Double 100-Yard Receiving Games

East Tennessee State: September 1, 2000	
Cecil Moore	4-138
Tim Turner	3-145

Appalachian State: November 22, 1997	
Gerard Hardy	12-123
Fred Leatherwood	10-110

Central State: October 2, 1982	
Darrell Smith	6-115
Kevin Hairston	3-123

Hofstra: November 22, 2003	
Marques Colston	7-267
Ricky Byrant	8-133

All Time Assistant Coaches



Scott Allen, General Manager . . . 2000-01
 Charles Anderson, Strength . . . 1992-94
 Greg Anderson, TE, K 1987-88
 Ron Bolton, DB 1996
 Bob Bonheim, DL 1973-76
 Neal Bryant, Strength 1998-2001
 Theo Caldwell, Def. Coord. 1980-83
 Thad Campbell, OL 1997-98
 Steve Carson, Def. Coord. 2003-2005
 John Cartwright, Off. Coord. 1973
 Curt Christians, WR 1975-76
 Bob Christmas, DE 1978-80
 Bernard Clark, LB, Special Teams
 2000-2003
 Cary Coleman, WR 1986-87
 Howard Cone, RB, OL . . . 1987-88-95-96
 Kyle Cooper, TE 2001-2002
 Daryl Daye, DL, Def. Coord. 1992-98
 Gaylord Davis, OL, LB, Def. Coord. 1973-77
 Joe DeLamielleure, OL 1994-95
 Dennis Danielson, Def. Coord. 2000-2002
 Derek Donald, RB, Admin. Asst. . 1993-96
 Ron Estay, DL 2000
 Jarrod Everson, DL 1999
 Paul Frazier, DE, LB 1995-98
 Rick Gage, RB 1984-85
 Mike Gebbia, Safeties 2002-2003
Bill Gillespie, Strength 1990-91,
. 2004-Present
 Bill Glaze, DE 1985-88
 Kim Graham, WR, QB, Off. Coord. 1978-88
 Ray Graham, DL 1977
Ed Gomes, Director of Spiritual
Development 2002-Present
 Mickey Guridy, Director of Football
 Operations 2002-Present
 Mike Hand, OL 2001-2004
Frank Hickson, RB 2004-Present
 John Houghton, OL 1974-76
 Joe Jauch, RB 1999
 Ricky Jones, DL 1991
 Ron Journey, DB, Def. Coord. 1984-88
 Lee Kaltenbach, OL, Off. Coord. . 1976-79
 Kendall Keith, OL, Off. Coord. . . . 1981-83
 Chuck Kelly, OL 1985-93
 H.T. Kinney, DE, TE, WR, RB, OL 1993-99
 Terry Kinard, OL 1984
 Ed Landis, Jr., DL 1984-88
 Terry Lantz, DB 1999
 Bob Leahy, Off. Coord. 1989-99
 Bob Lord, OL, Asst. Head Coach . . . 2000

Mike Lucas, Strength 1997-Present
 Mike Lucas, DE 1982-83
 Jim McCarthy, DL 1990-91
 George MacIntyre, Def. Coord., RB 1995-98
 David Manley, DL 1983
 Mickey Mays, DL 2003-2005
 Phil Murphy, DB 1974-76
 Pat Nelson, Administrative Assistant 1996-
 97
 Nick O'Grady, RB, Off. Coord. . . . 1977-81
 Biff Parson, QB 2004-2005
 Jerry Petercuskie, Def. Coord. . . . 1989-94
 John Petercuskie, DL . . . 1989-90, 92, 94
 Dean Phillips, DB 1977
 Giove Pici, RB, DB 1982-83, 86-88
 Lynn Ponder, Admin. Asst. 1992-94
 Dan Redding, LB, Def. Coord. . . . 1977-86
 Barry Rice, Strength 1991-97
Marshall Roberts, DB 2004-Present
 Frank Rocco, Jr., WR, QB, Off. Coord. 2000-
 2003
 Frank Rocco, Sr., Director of Football
 Operations 2000-01
 Dennis Roland, DL 1980-82
 Bill Ross, DB, Def. Coord. 1977-79
 Kerry Rutigliano, Administrative Assistant
 1997-99
 Paul Rutigliano, WR, Assistant AD/Football
 Operations 1989-99
 Brett Rudolph, Admin. Asst. 1990-92
 Dave Scott, OL 1984-85
 Bill Simmons, DL 1978-79
Charlie Skalaski, TE, Development
. 2003-Present
 Donald Smith, DB 2001-2002
Pete Sundheim, Asst. HC, DB, LB, Def.
Cr., RB, Rec, TE. 1989-Present
 Chris Vaszily, TE 1999
 Steve Wherry, DE, RB 1981-83
Robert Wiberly, LB 2004-Present
Dave Williams, Strength . . 1984-Present
 Marvin Wood, OL 1973-75
 Clyde Wright, Strength 1987-90

Bold Indicates Current Staff Members



Bob Bonheim



Bernard Clark



Mike Gebbia



Bob Lord



Frank Rocco, Sr.



Clyde Wright

Williams Stadium Records

Total Offensive Plays

Individual: 63 by Robby Justino of Liberty against Youngstown State, 1990

Team: 91 by Kutztown, 1991

Total Offensive Yards

Individual: 418 by Robby Justino of Liberty against Towson State, 1991

Team: 662 by Hofstra, 2004

Rushing Attempts

Individual: 42 by Lawrence Worthington against Delaware State, 1996

Team: 69 by Hofstra, 2001

Rushing Yards

Individual: 305 by Lawrence Worthington against Charleston Southern, 1994

Team: 459 against Norfolk State, 2004

Longest Touchdown Run

Individual: 79 by Sam Gado of Liberty against Elon, 2004

Rushing Touchdowns

Individual: 4 touchdowns by Eugene Goodman of Liberty against VMI, 2004; by

Lawrence Worthington of Liberty against Wofford, 1995; Charleston Southern, 1994; by Matt Council of Liberty against

Morgan State, 1992; by James White of North Carolina A&T, 1993

Team: 8 by Liberty against Norfolk State, 2004; by Liberty against Charleston

Southern, 1994

Passing Completions

Individual: 31 by Biff Parson of Liberty against East Tennessee State, 2000

Team: 34 by Kutztown, 1989

Passing Attempts

Individual: 56 by Dan Crowley of Towson State, 1991

Team: 56 by Towson State, 1991; by Kutztown, 1989

Passing Yards

Individual: 496 by Bobby Seck of Hofstra against Liberty, 2004

Team: 496 by Hofstra against Liberty, 2004

Interceptions Thrown

Individual: 5 by Robby Justino of Liberty against Central Florida, 1991

Team: 5 by Liberty against Central Florida, 1991; West Virginia Tech, 1995

Passing Touchdowns

Individual: 5 by Biff Parson of Liberty against Wingate, 2000; 5 by Ben Anderson of

Liberty against Cal Poly, 1997; by Robby Justino of Liberty against West Virginia

Tech, 1991

Team: 5 by Liberty against Wingate, 2000; 5 by Liberty against Cal Poly, 1997; against

West Virginia Tech, 1991

Longest Touchdown Pass

Individual: 98 yards from Ben Anderson to Courtney Freeman against Charleston

Southern, 1996

Receptions

Individual: 13 by Mike Smith of Towson State, 1989

Team: 30 by Youngstown State, 1990

Receiving Yards

Individual: 267 by Marques Colston of Hofstra, 2004

Team: 496 by Hofstra against Liberty, 2004

Receiving Touchdowns

Individual: 3 by Marques Colston of Hofstra, 2004; by Daniel Thomas against

Wingate, 2001; by Courtney Freeman against Cal Poly, 1997; by L.G. Parrish of

Liberty against West Virginia Tech, 1991; by Scott Queen of Liberty against S.W.

Texas State, 1990; by Maurice Jones of Liberty against Delaware State, 1992

Team: 5 by Liberty against Wingate, 2000; 5

by Liberty against Cal Poly, 1997; against West Virginia Tech, 1991

Touchdowns

Team: 10 by Liberty against West Virginia Tech, 1995

Points Scored

Team: 76 by Liberty against West Virginia Tech, 1995

Field Goals Attempted

Individual: 5 by Josh Hoke of Coastal Carolina, 2005

Team: 4 by South Florida vs. Liberty, 1998; Liberty vs. Hampton, 1997

Field Goals Made

Individual: 3 by Greg Kuehn of William & Mary, 2004; 3 by Chris Vought of Western

Carolina, 2002; by Bill Gramatica of

South Florida, 1998; Michael Geary of Indiana, Pa., 1993 and Daniel Whitehead

of Liberty against Troy State, 1992

Team: 3 by William & Mary, 2004; 3 by Western Carolina, 2002; by South

Florida, 1998; Indiana, Pa., 1993 and

Liberty against Troy State, 1992

Longest Field Goal

Individual: 56 yards by Nick Terracina of Youngstown State, 2004

Punt Returns

Individual: 7 by Larry Scally of Indiana State, 1996

Team: 7 by Indiana State, 1996

Punt Return Yardage

Individual: 99 by Bobby Jones of Liberty against Delaware State, 1994

Team: 110 by Liberty against Catawba, 1994

Longest Punt Return for a Touchdown

Individual: 82 yards by Drew Haddad of Buffalo, 1998

Kickoff Returns

Individual: 7 by Chris Green of Liberty against Youngstown State, 2005; 7 by Joe Martin of West

Virginia Tech, 1995; by Wesley Greene of Morgan State, 1995

Team: 11 by West Virginia Tech, 1995

Kickoff Return Yardage

Individual: 136 by Donald Jackson-Bey of Delaware State, 1996; by Wesley Greene

of Morgan State, 1995

Team: 217 by Charleston Southern, 1994

Longest Kickoff Return for a Touchdown

Individual: 85 by Anthony White of Morehead State, 1990

Punts

Individual: 12 by Ben Rogers of Liberty against Elon, 1999; by Ben Boyles of Concord, 1992

Team: 12 by Liberty against Elon, 1999; 12 by Concord, 1992

Punt Yardage

Individual: 424 by Ben Boyles of Concord, 1992

Team: 424 by Concord, 1992

Punt Average

Individual: 51.3 by Clay Williams of Charleston Southern, 1998; Todd Covington of

Hampton, 1995

Team: 51.3 by Charleston Southern, 1998; by Hampton, 1995

Longest Punt

Individual: 78 by Aaron Bass of East

Tennessee State, 2000

Most Interceptions

Individual: 2 interceptions by nine individuals; most recently by Jordan Alford of Liberty

against Elon, 2004

Team: 5 by Liberty vs. West Virginia Tech, 1995; by Central Florida, 1991

Longest Interception for a Touchdown

Individual: 92 yards by Lance Schulters of Hofstra, 1997

Longest Fumble Recovery for a Touchdown

Individual: 85 by Wesley McConnell of Liberty against Delaware State, 1992

Fumbles

Team: 6 by Liberty against Western Carolina, 1996; by Concord, 1994

Fumbles Lost

Team: 6 by Concord, 1994

Penalties

Team: 15 by Liberty against Concord, 1994

Yards Penalized

Team: 184 by Liberty against West Virginia Tech, 1995

First Downs

Team: 34 by Kutztown, 1989

First Downs Rushing

Team: 19 by Liberty against Charleston Southern, 2004

First Downs Passing

Team: 18 by Hofstra, 1997; by Liberty against Towson State, 1991

First Downs Penalty

Team: 5 by Wingate, 2000; 5 by West Virginia Tech, 1991

Williams' Stadium Series Records

Opponents	First Mtg.	Last Mtg.	Last Mtg. Score	W-L-T
Appalachian State	1999	2002	22-29	0-2-0
Buffalo	1998	1998	27-24 (OT)	1-0-0
Cal Poly	1997	1997	49-32	1-0-0
Catawba	1994	1994	37-12	1-0-0
Central Florida	1991	1994	24-49	1-2-0
Charleston Southern	1993	2004	34-6	6-1-0
Chattanooga	2005	2005	21-24	0-1-0
Coastal Carolina	2003	2005	21-27 (3 OT)	1-1-0
Concord	1992	2005	17-6	4-0-0
Delaware State	1990	2001	34-7	3-2-0
East Tennessee State	2000	2000	20-37	0-1-0
Eastern Kentucky	2002	2002	28-35 (OT)	0-1-0
Elon	1997	2004	27-17	2-1-0
Fayetteville State	1999	1999	48-14	1-0-0
Gardner-Webb	2000	2004	17-9	2-1-0
Georgia Southern	1995	1995	6-7	0-1-0
Glenville State	1997	1998	21-7	2-0-0
Hampton	1995	1997	27-33 (OT)	1-1-0
Hofstra	1996	2003	49-42 (OT)	1-3-0
Indiana, Pa.	1993	1993	7-23	0-1-0
Indiana State	1996	1996	10-34	0-1-0
James Madison	1991	2001	7-14	0-2-0
Johnson C. Smith	1999	1999	38-2	1-0-0
Kentucky Wesleyan	2003	2003	47-7	1-0-0
Kutztown	1989	1991	16-17	2-1-0
Leigh	2004	2004	16-34	1-0-0
Livingstone	1996	1996	27-17	1-0-0
Morehead State	1990	1990	42-13	1-0-0
Morgan State	1992	1995	48-19	2-0-0
New Haven	1994	1994	40-22	1-0-0
Norfolk State	1998	2003	69-21	2-0-0
North Carolina A&T	1990	1993	30-38	1-1-0
Samford	1990	2000	24-0	2-0-0
South Florida	1998	1998	21-24	0-1-0
S.W. Missouri State	1989	1989	20-31	0-1-0
S.W. Texas State	1990	1990	35-22	1-0-0
Towson State	1989	2005	17-38	2-1-0
Troy State	1992	1992	9-7	1-0-0
Villanova	1993	1993	27-13	1-0-0
VMI	2003	2005	7-10	1-1-0
Western Carolina	1996	2002	3-23	0-2-0
Western Kentucky	1995	1995	49-36	1-0-0
West Liberty State	2002	2002	35-6	1-0-0
West Virginia Tech	1991	2004	55-17	3-0-0
Virginia Union	1999	1999	21-12	1-0-0
William & Mary	2004	2004	17-37	0-1-0
Wingate	2000	2001	41-13	2-0-0
Wofford	1995	1995	37-0	1-0-0
Youngstown State	1990	2005	0-42	0-3-0
Total			51-34-0 (.600)	

Attendance Records



All Games

Largest Crowd: 40,000 at Connecticut in East Hartford, Conn., 9/10/05

Largest Crowd to See a Flames Victory: 14,127 at Eastern Michigan in Ypsilanti, Mich., 10/14/89

Largest Crowd to See a Flames Defeat: 40,000 at Connecticut in East Hartford, Conn., 9/10/05

Home Games

Largest Crowd: 12,750 against Towson State in Williams Stadium, 10/21/89

Largest Crowd to See a Flames Victory: 12,750 against Towson State in Williams Stadium, 10/21/89

Largest Crowd to See a Flames Defeat: 12,431 against Hampton in Williams Stadium, 10/2/93

Highest Average: 10,252 in 1998 over five games

Away Games

Largest Crowd: 40,000 at Connecticut in East Hartford, Conn., 9/10/05

Largest Crowd to See a Flames Victory: 14,127 at Eastern Michigan in Ypsilanti, Mich., 10/14/89

Largest Crowd to See a Flames Defeat: 40,000 at Connecticut in East Hartford, Conn., 9/10/05

Highest Average: 16,277 in 1994 over six games

Top 10 Attendance Games

- 40,000 at Connecticut in East Hartford, Conn., 9/10/05
- 25,161 at South Florida in Tampa, Fla., 10/21/00
- 25,111 at South Florida in Tampa, Fla., 10/16/99
- 22,878 at Toledo in Toledo, Ohio, 9/6/03
- 21,584 at Boise State in Boise, Idaho, 9/24/94
- 21,056 at South Florida in Tampa, Fla., 10/27/01
- 20,416 at UCF in Orlando, Fla., 9/28/02
- 20,206 at Boise State in Boise, Idaho, 9/7/91
- 19,910 at Toledo in Toledo, Ohio, 9/17/94
- 19,468 at Appalachian State in Boone, N.C., 11/5/94

Year	Total	Home	Away	Year	Total	Home	Away
1977	19,593	10,343 (5)	9,250 (5)	1991	88,511	26,400 (5)	62,111 (6)
1978	22,176	9,905 (6)	12,271 (4)	1992	68,482	25,073 (5)	43,409 (6)
1979	38,687	17,630 (6)	21,057 (5)	1993	87,519	37,800 (5)	49,719 (6)
1980	45,460	33,308 (7)	12,152 (3)	1994	123,070	41,683 (6)	81,387 (5)
1981	59,965	24,541 (4)	32,424 (6)	1995	66,459	36,718 (6)	29,741 (5)
1982	46,150	25,776 (6)	20,374 (5)	1996	63,319	35,568 (6)	27,751 (5)
1983	32,025	17,981 (6)	14,044 (4)	1997	70,826	40,307 (5)	30,519 (6)
1984	47,655	22,299 (6)	25,356 (5)	1998	78,720	51,259 (5)	27,461 (6)
1985	56,104	26,246 (4)	29,858 (4)	1999	111,481	38,831 (5)	72,650 (6)
1986	51,053	20,652 (4)	30,401 (6)	2000	92,082	36,673 (5)	55,409 (6)
1987	79,575	35,865 (5)	43,710 (5)	2001	102,752	29,324 (4)	73,428 (7)
1988	58,065	31,270 (5)	26,795 (6)	2002	86,619	42,612 (6)	44,007 (5)
1989	90,904	50,445 (6)	40,459 (4)	2003	99,433	39,026 (6)	60,407 (6)
1990	96,178	55,990 (7)	40,188 (4)	2004	99,986	50,784 (6)	49,202 (5)
				2005	94,727	34,512 (6)	60,215 (5)

Coaching Records Year-By-Year

Year	Coach	Record	Pct.	LU Points	Opponent Points
1973	Lee "Rock" Royer	3-3	.500	145	115
1974	John Cartwright	5-4	.556	151	86
1975	John Cartwright	4-5	.444	147	148
1976	John Cartwright	5-4-1	.550	267	189
1977	Tom Dowling	3-7	.300	167	260
1978	Tom Dowling	4-5-1	.450	186	264
1979	Tom Dowling	9-1-1	.864	332	176
1980	Tom Dowling	7-3	.700	272	180
1981	Tom Dowling	1-9	.100	135	308
1982	Tom Dowling	7-4	.636	251	214
1983	Tom Dowling	2-9	.182	181	316
1984	Morgan Hout	5-6	.455	279	330
1985	Morgan Hout	3-4-1	.375	121	103
1986	Morgan Hout	1-9	.100	150	235
1987	Morgan Hout	3-7	.300	174	249
1988	Morgan Hout	8-3	.727	316	179
1989	Sam Rutigliano	7-3	.700	287	226
1990	Sam Rutigliano	7-4	.636	296	236
1991	Sam Rutigliano	4-7	.364	233	248
1992	Sam Rutigliano	7-4	.636	306	277
1993	Sam Rutigliano	6-5	.545	259	286
1994	Sam Rutigliano	5-6	.455	353	290
1995	Sam Rutigliano	8-3	.727	352	203
1996	Sam Rutigliano	5-6	.455	251	261
1997	Sam Rutigliano	9-2	.818	356	195
1998	Sam Rutigliano	5-6	.455	287	277
1999	Sam Rutigliano	4-7	.364	225	276
2000	Ken Karcher	3-8	.273	195	320
2001	Ken Karcher	3-8	.273	225	404
2002	Ken Karcher	2-9	.182	230	364
2003	Ken Karcher	6-6	.500	306	378
2004	Ken Karcher	6-5	.545	280	275
2005	Ken Karcher	1-10	.091	146	348
Totals		158-181-4	.462	7,862	8,216

Overall Coaching Records

Coach	Record	Pct.	Year(s)
Lee "Rock" Royer	3-3	.500	1973
John Cartwright	14-13-1	.518	1974-76
Tom Dowling	33-38-2	.466	1977-83
Morgan Hout	20-29-1	.400	1984-88
Sam Rutigliano	67-53	.558	1989-99
Ken Karcher	21-46	.331	2000-2005
Totals	158-181-4	.462	

Year-By-Year Results



Lee 'Rock' Royer

Lee "Rock" Royer posted a 3-3 record at Lynchburg Baptist College in 1973. He came to Lynchburg Baptist from the U.S. Naval Academy to start the Flames' football program. Royer died tragically in a plane crash on November 20, 1973.

1973 (3-3)

Coach: Lee "Rock" Royer

S27	L/32-42	Massanutten Military	Lynchburg
O4	L/7-35	U.S Military Prep	Lynchburg
O18	L/13-19	Newport News Apprentice	Newport News, Va.
O25	W/29-7	Ferrum	Lynchburg
N1	W/29-6	Hampden-Sydney JV	Lynchburg
N8	W/35-6	Hargrave Military	Lynchburg



John Cartwright

John Cartwright came to Lynchburg in 1973 as the first assistant on Royer's staff. He took over the program in 1974 and played the first complete varsity schedule in 1976. Cartwright posted a 14-13-1 record

over his three-year career with the Flames and moved the program to the NAIA level. He left coaching to become a pastor in the Philadelphia, Pa., area.

1974 (5-4)

Coach: John Cartwright

S23	W/30-10	Washington & Lee	Lexington, Va.
S30	L/13-14	U.S Military Prep	Lynchburg
O5	W/28-6	Shepherd College JV	Lynchburg
O12	L/13-17	Hampden-Sydney JV	Lynchburg
O19	W/33-0	Newport News Apprentice	Lynchburg
O26	L/8-25	Chowan	Murfreesboro, N.C.
N2	W/19-0	Massanutten Military	Woodstock, Va.
N9	W/7-0	Hargrave Military *	Ringgold, Va.
N16	L/7-14	Ferrum	Ferrum, Va.

1975 (4-5)

Coach: John Cartwright

S13	W/24-17	St. Paul's	Lynchburg
S20	W/43-0	Gallaudet	Washington, D.C.
S26	W/28-15	Virginia Tech JV	Blacksburg, Va.
O4	L/6-7	Massanutten Military	Woodstock, Va.
O11	W/27-6	Newport News Apprentice	Newport News, Va.
O18	L/6-8	Bridgewater	Lynchburg
O25	L/6-28	Chowan	Lynchburg
N1	L/0-36	Bowie State	Lynchburg
N8	L/7-31	Ferrum	Ferrum, Va.

1976 (5-4-1)

Coach: John Cartwright

S4	L/7-14	Hampden-Sydney	Farmville, Va.
S11	T/20-20	Chowan	Lynchburg
S18	L/14-59	Elon	Burlington, N.C.
S25	W/45-0	Gallaudet	Lynchburg

O2	L/16-54	Gardner-Webb	Boiling Springs, N.C.
O9	W/68-0	Newport News Apprentice	Lynchburg
O16	W/24-14	Bridgewater	Bridgewater, Va.
O23	W/24-21	St. Paul's	Lawrenceville, Va.
O30	W/28-0	Bowie State	Bowie, Md.
N13	L/16-17	Ferrum	Lynchburg



Tom Dowling

Tom Dowling coached at Liberty Baptist College for seven seasons and posted a 33-38-2 record. His 1979 squad finished 18th in the nation in the NAIA final Top 20 rankings and posted the best record in

the history of the football program with a 9-1-1 mark that season. He left Liberty Baptist to start the football program at Cumberland College in Williamsburg, Ky.

1977 (3-7)

Coach: Tom Dowling

S10	L/13-31	Chowan	Murfreesboro, N.C.
S17	L/14-38	Elon	Lynchburg
S24	W/47-0	(#7) Bowie State	Lynchburg
O1	L/7-22	Gardner-Webb	Lynchburg
O8	L/24-44	(#7) Hampden-Sydney	Hampden-Sydney, Va.
O15	L/7-10	Bridgewater	Bridgewater, Va.
O22	W/26-9	St. Paul's	Lynchburg
O29	L/0-53	Lenoir-Rhyne	Hickory, N.C.
N5	L/0-25	(#2) Ferrum	Ferrum, Va.
N12	W/29-28	Susquehanna	Lynchburg

1978 (4-5-1)

Coach: Tom Dowling

S1	L/0-35	Dayton	Dayton, Ohio
S9	L/16-29	Mars Hill	Lynchburg
S16	L/16-52	Catawba	Lynchburg
S23	W/14-13	Bowie State	Bowie, Md.
S30	T/20-20	Gardner-Webb	Boiling Springs, N.C.
O7	L/7-18	Hampden-Sydney	Lynchburg
O14	W/21-13	Bridgewater	Bridgewater, Va.

O21	W/34-28	St. Paul's	Lawrenceville, Va.
O28	L/16-28	Lenoir-Rhyne	Lynchburg
N4	W/42-28	Ferrum	Lynchburg

1979 (9-1-1)

Coach: Tom Dowling

S1	W/41-20	Hampton	Lynchburg
S8	T/21-21	(#9) Mars Hill	Mars Hill, N.C.
S15	W/21-14	Catawba	Salisbury, N.C.
S22	W/21-0	Bowie State	Lynchburg
S29	W/29-32	Gardner-Webb *	Roanoke, Va.
O6	W/42-17	Georgetown	Georgetown, Ky.
O13	L/21-26	Lenoir-Rhyne	Hickory, N.C.
O20	W/44-0	St. Paul's	Lynchburg
O27	W/17-10	(#3) Dayton	Lynchburg
N3	W/48-26	(#3) Ferrum	Roanoke, Va.
N10	W/17-10	Canisius	Lynchburg

* - Forfeit
Ranked 18th Nationally in the Final NAIA Poll

1980 (7-3)


Coach: Tom Dowling

S6	L/0-7	Mars Hill	Lynchburg
S13	W/35-14	Catawba	Lynchburg
S20	W/35-0	Bowie State	Lynchburg
O4	W/41-12	Mexico	Lynchburg
O11	L/14-30	James Madison	Harrisonburg, Va.
O18	W/15-14	Gardner-Webb	Boiling Springs, Va.
O25	W/45-35	Lenoir-Rhyne	Lynchburg
N1	L/13-30	C.W. Post	Brookville, N.Y.
N8	W/23-20	Morehead State	Lynchburg
N15	W/51-18	Hampton	Lynchburg

1981 (1-9)


Coach: Tom Dowling

S5	L/10-17	(#7) Mars Hill	Mars Hill, N.C.
S12	L/22-30	Catawba	Salisbury, N.C.
S19	L/6-21	(#17) Carson-Newman	Lynchburg
S26	L/14-36	James Madison	Lynchburg
O3	L/9-14	Gardner-Webb	Lynchburg
O10	L/8-31	Delta State	Cleveland, Miss.
O17	L/0-64	Jacksonville State	Jacksonville, Ala.
O24	L/14-38	Furman	Greenville, S.C.
N7	L/10-34	Morehead State	Morehead, Ky.
N14	W/42-23	Evangel	Lynchburg



Robbie Bryan

Year-By-Year Results



Wesley McConnell

O24	W/20-19	Newberry	Lynchburg
O31	L/14-24	(#16) Western Illinois	Macomb, Ill.
N7	L/21-42	(#7) Central Florida	Orlando, Fla.
N14	W/31-14	Towson State	Lynchburg

1988 (8-3)

Coach: Morgan Hout

S3	W/17-7	Edinboro	Edinboro, Pa.
S10	W/24-20	Tennessee Tech	Lynchburg
S17	L/27-28	Eastern Illinois	Charleston, Ill.
S24	W/34-7	Morehead State	Lynchburg
O1	L/28-31	James Madison	Harrisonburg, Va.
O8	W/42-14	Elon	Burlington, N.C.
O22	L/35-36	(#2) Western Illinois	Lynchburg
O29	W/29-0	Youngstown State	Lynchburg
N5	W/24-7	Central Florida	Lynchburg
N12	W/36-13	Kutztown	Kutztown, Pa.
N19	W/20-14	Towson State	Towson, Md.

Ranked 20th Nationally in the Football Gazette's Final Poll

1982 (7-4)

Coach: Tom Dowling

S4	L/13-16	(#15) Delta State	Lynchburg
S11	L/10-31	(#9) Carson-Newman	Jefferson City, Tenn.
S18	L/7-27	Middle Tennessee State	Murfreesboro, Tenn.
S25	L/13-42	(#5) Jacksonville State	Lynchburg
O2	W/31-15	Central State, Ohio	Lynchburg
O9	W/35-19	Evangel	Springfield, Mo.
O23	W/35-7	Saginaw Valley State	Lynchburg
O30	W/24-12	(#18) Presbyterian	Clinton, S.C.
N6	W/13-10	Morehead State	Lynchburg
N13	W/35-13	Indiana, Pa.	Lynchburg
N20	W/35-22	Delaware State	Dover, Del.

Ranked 19th Nationally in Final NAIA Poll

1984 (5-6)

Coach: Morgan Hout

S8	L/10-35	Towson State	Lynchburg
S15	W/16-3	Virginia State	Petersburg, Va.
S22	L/43-52	James Madison	Lynchburg
S29	L/11-48	Georgia Southern	Statesboro, Ga.
O6	W/42-27	(#15) Mars Hill	Lynchburg
O13	L/31-52	West Georgia	Carrollton, Ga.
O20	W/37-21	Lenoir-Rhyne	Salisbury, N.C.
O27	L/13-17	Presbyterian	Clinton, S.C.
N3	W/38-21	Wofford	Lynchburg
N10	L/11-34	(#20) Delaware State	Dover, Del.
N17	W/27-14	(#1) Carson-Newman	Lynchburg

1985 (3-4-1)

Coach: Morgan Hout

S7	L/7-10	West Georgia	Lynchburg
S14	W/23-7	Mars Hill	Lynchburg
S21	W/9-3	James Madison	Harrisonburg, Va.
S28	W/15-9	Wofford	Spartanburg, S.C.
O5	T/23-23	East Tennessee State	Johnson City, Tenn.
O19	L/28-30	Southern Connecticut State	Lynchburg
O26	L/16-18	Lenoir-Rhyne	Hickory, N.C.
N2	L/0-3	Presbyterian	Lynchburg

1986 (1-9)


Coach: Morgan Hout

S7	L/17-21	West Georgia	Carrollton, Ga.
S13	L/0-15	(#5) Mars Hill	Mars Hill, N.C.
S20	W/17-7	James Madison	Lynchburg
S27	L/6-17	Wofford	Lynchburg
O4	L/15-40	(#15) Eastern Illinois	Charleston, Ill.
O11	L/10-12	(#4) Towson State	Towson, Md.
O18	L/21-27	Southern Connecticut State	Lynchburg
O25	L/21-23	Newberry	Newberry, S.C.
N8	L/20-34	(#3) Carson-Newman	Jefferson City, Tenn.
N15	L/23-33	(#6) Elon	Lynchburg

1987 (3-7)

Coach: Morgan Hout

S5	W/13-8	Edinboro	Lynchburg
S12	L/23-42	Tennessee Tech	Cookeville, Tenn.
S19	L/20-24	Villanova	Lynchburg
S26	L/14-17	(#17) Eastern Illinois	Lynchburg
O10	L/6-24	(#7) Appalachian State	Boone, N.C.
O17	L/12-34	Murray State	Murray, Ky.



Sam Rutigliano

Sam Rutigliano, the winningest coach in the program's history, guided the football program for 11 years. He posted a 67-53 record during his 11-year tenure at Liberty and his teams were consistently

ranked in the Top 20 of many NCAA I-AA football polls. The program's highest ranking was eighth in 1990, as the Flames started the season, 4-0. In 1997, he guided the program to a tie for the best season record in school history at 9-2 and a ranking of 19th, 20th and 21st by the AP/USA Today, The Sports Network and the Football Gazette.

1989 (7-3)

Coach: Sam Rutigliano

S9	W/51-27	Edinboro	Lynchburg
S23	W/34-14	Morehead State	Morehead, Ky.
S30	W/19-14	(#20) James Madison	Lynchburg
O7	W/9-7	(#19) Eastern Illinois	Lynchburg
O14	W/25-24	Eastern Michigan	Ypsilanti, Mich.
O21	W/37-18	Towson State	Lynchburg
O28	L/30-33	Central Florida	Orlando, Fla.
N4	L/14-41	Youngstown State	Youngstown, Ohio
N11	W/48-17	Kutztown	Lynchburg
N18	L/20-31	(#12) S.W. Missouri State	Lynchburg

Liberty's Rankings In 1989: 19th (10/14), 11th (10/21), 9th (10/28), 13th (11/4)

1990 (7-4)

Coach: Sam Rutigliano

S1	W/22-12	Kutztown	Lynchburg
S8	W/22-19	James Madison	Harrisonburg, Va.
S15	W/35-22	SW. Texas State	Lynchburg
S22	W/42-13	Morehead State	Lynchburg
S29	L/14-26	Villanova	Villanova, Pa.
O6	L/37-38	Delaware State	Lynchburg
O13	L/6-34	(#7) Youngstown State	Lynchburg
O20	W/30-10	Towson State	Towson, Md.
O27	W/37-10	Samford	Lynchburg
N3	L/6-28	Central Florida	Orlando, Fla.
N10	W/45-24	(#15) North Carolina A&T	Lynchburg

Liberty's Rankings In 1990: 9th (9/22), 8th (9/29), 13th (10/6)



Morgan Hout

Morgan Hout spent five years at Liberty University and posted a 20-29-1 record. He moved the program into the NCAA Division II ranks his first season and on to its first season of NCAA I-AA football in

1988, posting an 8-3 record. Hout's 1988 squad was ranked 18th nationally in the final poll produced by Football News, and he was named Virginia Coach of the Year by the Virginia College Sports Information Directors.

Year-By-Year Results

1991 (4-7)

Coach: Sam Rutigliano

S7	L/14-35	(#14) Boise State	Boise, Idaho
S14	L/7-31	(#6) Furman	Greenville, S.C.
S21	W/39-11	West Virginia Tech	Lynchburg
O5	L/10-12	Morehead State	Morehead, Ky.
O12	W/20-9	Delaware State	Dover, Del.
O19	W/10-8	(#28) Youngstown State	Youngstown, Ohio
O26	W/38-28	Towson State	Lynchburg
N2	L/34-35	(#14) James Madison	Lynchburg
N9	L/26-31	Central Florida	Lynchburg
N16	L/16-17	Kutztown	Lynchburg
N23	L/19-31	(#11) Samford	Birmingham, Ala.

Liberty's Rankings In 1991: 20th (9/7)

1992 (7-4)

Coach: Sam Rutigliano

S5	L/13-31	Furman	Greenville, S.C.
S12	W/55-27	Morgan State	Lynchburg
S19	W/26-8	Concord	Lynchburg
S26	L/32-35	North Carolina A&T	Greensboro, N.C.
O3	W/16-14	Towson State	Towson, Md.
O10	L/20-42	Maine	Orono, Maine
O17	W/9-7	Troy State	Lynchburg
O24	L/21-27	Northern Illinois	DeKalb, Ill.
O31	W/31-28	Central Florida	Lynchburg
N7	W/34-31	James Madison	Harrisonburg, Va.
N14	W/49-27	Delaware State	Lynchburg

Ranked 19th Nationally in the Final NCAA I-AA Poll and Sports Network Poll

1993 (6-5)

Coach: Sam Rutigliano

S4	W/37-3	Concord	Lynchburg
S11	W/20-14	Appalachian State	Boone, N.C.
S18	W/17-14	S.W. Texas State	San Marcos, Texas
S25	L/7-23	Indiana, Pa.	Lynchburg
O2	L/30-38	(#9) North Carolina A&T	Lynchburg
O9	L/13-35	(#3) Troy State	Troy, Ala.



Willie Larkins

O16	L/0-42	(#4) Youngstown State	Youngstown, Ohio
O30	W/42-6	Charleston Southern	Lynchburg
N6	L/19-55	(#13) Central Florida	Orlando, Fla.
N13	W/47-43	Delaware State	Dover, Del.
N20	W/27-13	Villanova	Lynchburg

Liberty's Rankings In 1993: 25th (9/11), 18th (9/18), 15th (9/25), 24th (10/2)

1994 (5-6)

Coach: Sam Rutigliano

S3	W/52-0	Concord	Lynchburg
S9	L/13-16	Villanova	Villanova, Pa.
S17	L/37-47	Toledo	Toledo, Ohio
S24	L/7-35	Boise State	Boise, Idaho
O8	L/17-22	Delaware State	Lynchburg
O15	W/27-19	S.W. Missouri State	Springfield, Mo.
O22	W/37-12	Catawba	Lynchburg
O29	L/24-49	(#17) Central Florida	Lynchburg
N5	L/40-41	(#14) Appalachian State	Boone, N.C.
N12	W/40-22	New Haven	Lynchburg
N19	W/59-27	Charleston Southern	Lynchburg

1995 (8-3)

Coach: Sam Rutigliano

S2	W/76-6	West Virginia Tech	Lynchburg
S9	L/30-51	Virginia Military	Lexington, Va.
S17	W/48-17	Morgan State	Lynchburg
S23	W/48-19	Delaware State	Dover, Del.
S29	L/10-36	(#19) Hofstra	Hempstead, N.Y.
O14	W/7-6	(#19) Central Florida	Orlando, Fla.
O21	W/37-0	Wofford	Lynchburg
O28	W/19-15	Charleston Southern	Charleston, S.C.
N4	W/28-14	Hampton	Lynchburg
N11	L/6-7	(#21) Georgia Southern	Lynchburg
N18	W/49-36	Western Kentucky	Lynchburg

Liberty's Rankings In 1995: 21st (9/23), 17th (9/29), 27th (11/4), 25th (11/11)

Ranked 19th Nationally in the Football Gazette's Final Poll and 27th in The Sports Network's Final Poll.

1996 (5-6)

Coach: Sam Rutigliano

A29	L/20-24	East Tennessee State	Johnson City, Tenn.
S7	L/10-20	Western Carolina	Lynchburg
S14	W/27-7	Delaware State	Lynchburg
S21	L/28-34	Morgan State (OT)	Baltimore, Md.
S28	L/10-34	Indiana State	Lynchburg
O12	L/20-29	(#34) Hofstra	Lynchburg
O19	W/23-14	(#32) Western Kentucky	Bowling Green, Ky.
O26	W/37-7	Charleston Southern	Lynchburg
N2	W/34-30	Hampton	Hampton, Va.
N9	W/27-17	(#17) Livingstone	Lynchburg
N16	L/14-45	Georgia Southern	Statesboro, Ga.


Liberty's Rankings In 1996: 14th (8/29), 18th (9/7)

Ranked in the preseason polls as high as ninth by the Sporting News

1997 (9-2)

Coach: Sam Rutigliano

S5	W/56-7	Glenville State	Lynchburg
S12	W/17-10	Western Carolina	Cullowhee, N.C.
S27	W/33-17	Delaware State	Dover, Del.
O4	W/41-9	Elon	Lynchburg
O12	L/27-33	(#25) Hampton (OT)	Lynchburg
O18	W/16-8	Virginia Union	Richmond, Va.
O25	W/48-14	Charleston Southern	Charleston, S.C.
N1	W/49-32	(#19) Cal Poly	Lynchburg



Sebastian Barrie

N8	W/17-6	Norfolk State	Norfolk, Va.
N15	L/27-40	(#21) Hofstra	Lynchburg
N22	W/25-19	(#15) Appalachian State	Boone, N.C.

Liberty's Rankings In 1997: 27th/28th (10/12), 22nd/22nd (11/8), 19th/20th (11/15), 28th/29th (11/22)
AP-USA Today/Sports Network released polls for NCAA I-AA.
Ranked as high as #19 during the regular season and 19th, 20th, 21st by the AP/USA Today, The Sports Network and the Football Gazette in the final ranking.

1998 (5-6)

Coach: Sam Rutigliano

S5	L/19-28	(#21) Appalachian State	Boone, N.C.
S19	L/21-24	South Florida	Lynchburg
S26	W/21-7	Glenville State	Lynchburg
O3	W/28-21	Charleston Southern (OT)	Lynchburg
O10	L/0-21	(#3) Hampton	Hampton, Va.
O17	W/53-21	Delaware State	Dover, Del.
O24	W/27-24	Buffalo (OT)	Lynchburg
O31	L/14-36	Elon	Elon College, N.C.
N7	W/45-12	Norfolk State	Lynchburg
N14	L/24-38	(#23) Hofstra	Hempstead, N.Y.
N21	L/35-45	Cal Poly	San Luis Obispo, Calif.

Liberty's Rankings In 1998: 25th (9/5)

Ranked as high as 25th the first week of the season.

1999 (4-7)


Coach: Sam Rutigliano

S4	W/21-12	Virginia Union	Lynchburg
S11	L/3-63	Marshall	Huntington, W.Va.
S19	L/15-18	Tennessee Tech	Cookeville, Tenn.
S25	W/48-14	Fayetteville State	Lynchburg
O2	W/38-2	Johnson C. Smith	Lynchburg
O9	L/0-28	(#20) South Florida	Tampa, Fla.
O16	L/12-24	(#13) East Tennessee State	Johnson City, Tenn.

Year-By-Year Results



O23	W/34-14	Charleston Southern	Charleston, S.C.
O30	L/28-35	Samford	Birmingham, Ala.
N6	L/14-38 (#22)	Elon	Lynchburg
N20	L/12-28 (#3)	Appalachian State	Lynchburg



Ken Karcher

Ken Karcher was named the sixth head coach of the Flames football program on February 18, 2000, taking over for legendary

coach Sam Rutigliano, who retired as the winningest coach in school history. Karcher has been instrumental in helping the Flames' football program secure conference affiliation as Liberty joined the Big South Conference under Karcher's tenure in 2002 and has finished the past two seasons with a 3-1 conference record, helping Liberty garner a second-place finish in 2003 and 2004.

2000 (3-8)

Coach: Ken Karcher

S2	L/20-37	East Tennessee State	Lynchburg
S9	L/7-38 (#14)	James Madison	Harrisonburg, Va.
S16	W/19-8	Gardner-Webb	Lynchburg
S23	L/25-42	Delaware State	Dover, Del.
S30	W/50-26	Wingate	Lynchburg
O13	L/14-42 (#13)	Hofstra	Hempstead, N.Y.
O21	L/6-44	South Florida	Tampa, Fla.
O28	W/24-0	Samford	Lynchburg
N4	L/17-24	Elon	Elon College, N.C.
N11	L/0-25	Charleston Southern	Lynchburg
N18	L/13-34 (#10)	Appalachian State	Boone, N.C.

2001 (3-8)

Coach: Ken Karcher

S1	L/26-46 (#5)	Appalachian State	Boone, N.C.
S8	L/7-30	Eastern Kentucky	Richmond, Ky.
S22	W/34-7	Delaware State	Lynchburg
S29	W/41-13	Wingate	Lynchburg
O13	L/0-63	UCF	Orlando, Fla.
O20	L/25-29	Gardner-Webb	Boiling Springs, N.C.
O27	L/37-68	South Florida	Tampa, Fla.
N3	L/0-63	Western Carolina	Cullowhee, N.C.
N10	W/45-31	Charleston Southern	Charleston, S.C.
N17	L/3-40	Hofstra	Lynchburg
N23	L/7-14	James Madison	Lynchburg

2002 (2-9, 1-2 Big South *)

Coach: Ken Karcher

A31	L/3-23	Western Carolina	Lynchburg
S7	W/35-6	West Liberty State	Lynchburg
S21	L/22-29 (#4)	Appalachian State	Lynchburg
S28	L/17-48	UCF	Orlando, Fla.
O5	L/21-31	Gardner-Webb *	Lynchburg
O12	L/21-49	Akron	Akron, Ohio
O19	W/31-17	Charleston Southern *	Lynchburg
O26	L/14-38	VMI	Lexington, Va.
N2	L/28-35 (#17)	Eastern Kentucky (OT)	Lynchburg
N9	L/35-56	Elon *	Elon, N.C.
N23	L/3-32	Hofstra	Hempstead, N.Y.

2003 (6-6, 3-1 Big South *)

Coach: Ken Karcher

A30	L/6-48	James Madison	Harrisonburg, Va.
S9	L/3-49	Toledo	Toledo, Ohio
S13	L/3-62	Bowling Green	Bowling Green, Ohio
S20	W/47-7	Kentucky Wesleyan	Lynchburg
S27	L/3-34	Youngstown State	Lynchburg
O4	W/31-28	VMI	*Lynchburg
O11	L/17-27	Gardner-Webb *	Boiling Springs, N.C.
O18	L/23-33	East Tennessee State	Johnson City, Tenn.
N1	W/17-6	Charleston Southern *	Charleston, S.C.
N8	W/69-21	Norfolk State	Lynchburg
N15	W/38-21	Coastal Carolina *	Lynchburg
N22	W/49-42	Hofstra (OT)	Lynchburg

2004 (6-5, 3-1 Big South *)


Coach: Ken Karcher

S4	W/55-17	West Virginia Tech	Lynchburg
S11	L/10-38	Kent State	Kent, Ohio
S18	L/16-34 (#24)	Lehigh	Lynchburg
S25	L/17-27	Youngstown State	Youngstown, Ohio
O2	W/17-9	Gardner-Webb *	Lynchburg
O9	L/17-37 (#18)	William & Mary	Lynchburg
O23	L/6-33	Coastal Carolina *	Conway, S.C.
O30	W/34-6	Charleston Southern *	Lynchburg
N6	W/38-17	VMI *	Lexington, Va.
N13	W/43-40	Chattanooga	Chattanooga, Tenn.
N20	W/27-17	Elon	Lynchburg

2005 (1-10, 0-4 Big South *)

Coach: Ken Karcher

S3	W/17-6	Concord	Lynchburg
S10	L/0-59	Connecticut	East Hartford, Conn.
S17	L/0-42	Youngstown State	Lynchburg
S24	L/0-56 (#16)	William & Mary	Williamsburg, Va.
O1	L/7-10	VMI *	Lynchburg
O8	L/21-24	Chattanooga	Lynchburg
O15	L/17-38	Towson	Lynchburg
O22	L/21-27 (#14)	Coastal Carolina * (3 OT)	Lynchburg
O29	L/16-21	Gardner-Webb *	Boiling Springs, N.C.
N12	L/43-40	Charleston Southern *	Charleston, S.C.
N19	L/17-34	Norfolk State	Norfolk, Va.



Matt Mays

Liberty vs. Ranked Opponents Liberty vs. NCAA Division I-AA

Record: 7-38

Delaware State15th, L 48-24, 10/22/83
Delaware State20th, L 34-11, 11/10/84
Eastern Illinois15th, L 40-15, 10/4/86
Eastern Illinois17th, L 17-14, 9/26/87
Appalachian State7th, L 24-6, 10/10/87
Western Illinois16th, L 24-14, 11/7/87
Western Illinois2nd, L 36-35, 10/21/88
James Madison20th, W 19-14, 9/30/89
Eastern Illinois19th, W 9-7, 10/7/89
Southwest Missouri State12th, L 30-21, 11/15/89
Youngstown State7th, L 34-6, 10/15/90
N.C. A&T15th, W 45-24, 11/11/90
Boise State14th, L 35-14, 9/7/91
Furman6th, L 31-7, 9/14/91
Samford14th, L 31-19, 11/23/91
N.C. A&T9th, L 38-30, 10/2/93
Troy State3rd, L 35-13, 10/9/93
Youngstown State4th, L 42-0, 10/16/93
Central Florida13th, L 55-19, 11/6/93
Central Florida17th, L 49-24, 10/29/94
Appalachian State14th, L 41-40, 11/5/94
Hofstra19th, L 29-9, 9/29/95
Central Florida19th, W 7-6, 10/14/95
Georgia Southern21st, L 7-6, 11/11/95
Hampton25th, L 34-28 (OT), 10/11/97
Cal Poly SLO19th, W 49-32, 11/1/97
Hofstra21st, L 27-40, 11/14/97
Appalachian State15th, W 25-19, 11/22/97
Appalachian State21st, L 19-28, 9/5/98
Hampton3rd, L 0-21, 10/10/98
Hofstra23rd, L 24-38, 11/4/98
South Florida20th, L 0-28, 10/9/99
East Tennessee State13th, L 12-24, 10/16/99
Elon22nd, L 14-38, 11/6/99
Appalachian State3rd, L 12-28, 11/20/99
James Madison14th, L 7-38, 9/9/00
Hofstra13th, L 14-42, 10/13/00
Appalachian State10th, L 13-34, 11/18/00
Appalachian State5th, L 26-46, 9/1/01
Appalachian State4th, L 22-29, 9/21/02
Eastern Kentucky17th, L 28-35 (OT), 11/2/02
Leghig24th, L 16-34, 9/18/04
William & Mary18th, L/ 17-37, 10/9/04
William & Mary16th, L/ 0-56, 9/24/05
Coastal Carolina14th, L/ 21-27 (3OT), 10/22/05

Liberty vs. NCAA Division II

Record: 1-4

Delta State15th, L 16-13, 9/4/82
Jacksonville State5th, L 31-10, 9/11/82
Towson State4th, L 12-10, 10/11/86
Central Florida7th, L 42-21, 11/7/87
Livingstone17th, W 27-17, 11/9/96

Liberty vs. NCAA Division III

Record: 1-1

Hampden-Sydney7th, L 44-24, 10/8/77
Dayton3rd, W 17-10, 10/26/79

Liberty vs. NAIA

Record: 4-6-1

Bowie State7th, W 47-0, 9/25/77
Mars Hill9th, T 21-21, 9/8/79
Mars Hill7th, L 17-10, 9/5/81
Carson-Newman17th, L 21-6, 9/19/81
Carson-Newman9th, L 31-10, 9/11/82
Presbyterian18th, W 24-12, 10/30/82
Mars Hill15th, W 42-27, 10/6/84
Carson-Newman1st, W 27-14, 11/17/84
Mars Hill5th, L 40-15, 9/13/86
Carson-Newman3rd, L 34-20, 11/8/86
Elon6th, L 33-23, 11/15/86

Liberty vs. NJCAA

Record: 1-1

Ferrum JC2nd, L 25-0, 11/6/77
Ferrum JC3rd, W 48-26, 11/4/79

Series Results

Opponents	First Meeting	Last Meeting	Last Meeting Score	W	L	T	Opponents	First Meeting	Last Meeting	Last Meeting Score	W	L	T
Akron	2002	2002	21-49	0	1	0	Morgan State	1992	1996	28-34 (OT)	2	1	0
Appalachian State	1987	2002	22-29	2	7	0	Murray State	1987	1987	12-34	0	1	0
Boise State	1991	1994	7-35	0	2	0	Newberry	1986	1987	20-19	1	1	0
Bowie State	1975	1980	35-0	5	1	0	New Haven	1994	1994	40-22	1	0	0
Bowling Green	2003	2003	3-62	0	1	0	Norfolk State	1997	2005	17-34	3	1	0
Bridgewater	1975	1978	21-13	2	2	0	North Carolina A&T	1990	1993	30-38	1	2	0
Buffalo	1998	1998	27-24 (OT)	1	0	0	Northern Illinois	1992	1992	21-27	0	1	0
C.W. Post	1980	1980	13-30	0	1	0	Presbyterian	1982	1985	0-3	1	3	0
Cal Poly	1997	1998	35-45	1	1	0	St. Paul's, Va.	1975	1979	44-0	5	0	0
Canisius	1979	1979	17-10	1	0	0	Saginaw Valley State	1982	1983	15-18	1	1	0
Carson-Newman	1981	1986	20-34	1	3	0	Samford	1990	2000	24-0	2	2	0
Catawba	1978	1994	37-12	3	2	0	Savannah State			First Meeting			
Central State, Ohio	1982	1983	16-66	1	1	0	South Florida	1998	2001	37-68	0	4	0
UCF (Central Florida)	1987	2002	17-48	3	8	0	So. Connecticut St.	1985	1986	21-27	0	2	0
Charleston Southern	1993	2005	30-31	11	2	0	S.W. Missouri State	1989	1994	27-19	1	1	0
Chattanooga	2004	2005	21-24	1	1	0	S.W. Texas State	1990	1993	17-14	2	0	0
Coastal Carolina	2003	2005	21-27	1	2	0	Susquehanna	1977	1977	29-28	1	0	0
Concord	1992	2005	17-6	4	0	0	Tennessee Tech	1987	1999	15-18	1	2	0
Connecticut	2005	2005	0-59	0	1	0	Toledo	1994	2003	3-49	0	2	0
Dayton	1978	1979	17-10	1	1	0	Towson	1983	2005	17-38	6	4	0
Delaware State	1982	2001	34-7	9	5	0	Troy State	1992	1993	13-35	1	1	0
Delta State	1981	1982	13-16	0	2	0	Villanova	1987	1994	13-16	1	3	0
Eastern Kentucky	2001	2002	28-35 (OT)	0	2	0	VMI	1995	2005	7-10	2	3	0
Eastern Illinois	1986	1989	9-7	1	3	0	Virginia State	1983	1984	16-3	2	0	0
Eastern Michigan	1989	1989	25-24	1	0	0	Virginia Union	1997	1999	21-12	2	0	0
East Tennessee State	1985	2003	23-33	0	4	1	Wake Forest			First Meeting			
Edinboro	1987	1989	51-27	3	0	0	West Georgia	1983	1986	17-21	0	4	0
Elon	1976	2004	27-17	3	7	0	West Liberty State	2002	2002	35-6	1	0	0
Evangel	1981	1982	35-19	2	0	0	West Virginia Tech	1991	2004	55-17	3	0	0
Fayetteville State	1999	1999	48-14	1	0	0	Western Carolina	1996	2002	3-23	1	3	0
Ferrum	1973	1979	29-7	3	4	0	Western Kentucky	1995	1996	23-14	2	0	0
Furman	1981	1992	13-31	0	3	0	Western Illinois	1987	1988	35-36	0	2	0
Gallaudet	1975	1976	45-0	2	0	0	William & Mary	2004	2005	0-56	0	2	0
Gardner-Webb	1976	2005	16-21	4	7	1	Wingate	2000	2001	41-13	2	0	0
Georgetown, Ky.	1979	1979	42-17	1	0	0	Wofford	1983	1995	37-0	3	2	0
Georgia Southern	1984	1996	14-45	0	3	0	Youngstown State	1988	2004	17-27	2	5	0
Glennville State	1997	1998	21-7	2	0	0							
Hampden-Sydney	1976	1978	7-18	0	3	0	Junior College/JV/Prep Schools						
Hampton	1979	1998	0-21	4	2	0	Chowan JC	1974	1977	13-31	0	3	1
Hofstra	1995	2003	49-42 (OT)	1	7	0	Hampden-Sydney JV	1973	1974	13-17	1	1	0
Howard	1983	1983	15-10	1	0	0	Hargrave Military	1973	1974	7-0*	2	0	0
Indiana, Pa.	1982	1993	7-23	1	1	0	Massanutten Military	1973	1975	6-7	1	2	0
Indiana State	1996	1996	10-34	0	1	0	Mexico, University of	1980	1980	41-12	1	0	0
Jacksonville State	1981	1982	13-42	0	2	0	Newport News App.	1973	1976	68-0	4	0	0
James Madison	1980	2003	6-48	5	9	0	Shepherd JV	1974	1974	28-6	1	0	0
Johnson C. Smith	1999	1999	38-2	1	0	0	U.S. Military Prep	1973	1974	13-14	0	2	0
Kent State	2004	2004	10-38	0	1	0	Virginia Tech JV	1975	1975	28-15	1	0	0
Kentucky Wesleyan	2003	2003	47-7	1	0	0	Washington & Lee JV	1974	1974	30-10	1	0	0
Kutztown	1988	1991	16-17	3	1	0							
Lehigh	2004	2004	16-34	0	1	0	Total				185	181	4
Lenoir-Rhyne	1977	1985	16-18	2	4	0	.462)						
Livingstone	1996	1996	27-17	1	0	0	* - Forfeit Victory						
Maine	1992	1992	20-42	0	1	0	Bold Indicates 2006 Opponent						
Marshall	1999	1999	3-63	0	1	0							
Mars Hill	1978	1986	0-15	2	4	1							
Middle Tennessee St.	1982	1982	7-27	0	1	0							
Morehead State	1980	1991	10-12	5	3	0							



All-Time Roster



Paul Almojan

A

Achoe, Robert - 1980
Ackley, Steve - 2004-05
 Acoff, Tim - 1994-95
 Adams, Curtis - 1988-89-90-91
 Adams, Gary - 1997-98-99
 Adams, Marcus - 1982-83
 Aiken, Todd - 1975
 Aldrich, John - 2001-02-03-04
 Alexander, Kyle - 1979
Alford, Jason - 2005
 Alford, Jordan - 2003-04
 Allen, John - 2001-02
 Allen, Michael - 1982
 Allen, Michael - 2003-04
 Allen, William - 1992-93-94
 Almojan, Paul - 1985-86-87-88
 Anderson, Ben - 1994-95-96-97
 Anderson, Dave - 1975
 Anderson, Dennis - 1973
 Anderson, Jordan - 2002
 Andreades, Jim - 1973
 Angell, Charles - 1977
 Antolik, Ernie - 1986-87-88-89
 Antonucci, Jay - 1980
 Antonucci, Steve - 1975
 Aragon, Carlos - 1981-82-83-84
 Aragon, Pablo - 1979-80-81-82
 Armour, Darin - 1987-88-89-90
 Armstrong, Scott - 1982
 Ashley, Mike - 1992
 Askew, Alan - 1994
 Attia, Paul - 1999
 Autenreith, Eric - 1991-92-93-94
 Aycock, Dave - 1977-78-79
 Ayer, Tim - 2001-02

B

Backus, Matt - 1987-88
 Bailey, Tony - 1979
 Baker, Jimmy - 1982-83-84-85
 Baker, Mark - 1988-89-90
 Baker, Rudy - 1973
 Baldwin, Matt - 1987
 Banks, Fred - 1982-83-84
 Barela, Nick - 1998-99-2000-01
 Barkley, Rayshawd - 2001-02-03-04
 Barley, Carl - 1982-83-84
 Barley, J.R. - 2003
 Barnes, Bob - 1977
 Barnes, David - 1989-90

Barnes, Herman - 1973-74-75-76
 Barnes, Dre - 2001-02-03-04
 Barrie, Sebastian - 1990-91
 Basso, Paul - 1980-81
 Basso, Phil - 1981-82-83-84
 Bates, Paul - 1982-83-84
 Bates, Todd - 1986
 Battreal, James - 1983
 Baylor, Danny - 1983
 Beach, Jim - 1983
 Beard, Matt - 2004
Beasley, Ben - 2005
 Beaty, Derek - 2004
 Becker, Jonathan - 2004
 Beckles, Anthony - 1979
 Beezer, David - 1990-91
 Belcher, Billy - 1977-78-79
 Belk, Tim - 1979
 Benedict, Chuck - 1978
 Benka, Jon - 1997-98-99
 Benson, Jeff - 1979-80-81-82
 Benson, John - 1976-77
 Bevis, Scott - 1984
 Biggins, Tyler - 2000-01
 Billingsley, Chad - 1999-2000
 Billups, Jim - 1978
 Bishop, David - 1985
 Bishop, Lee - 2001-02
 Bishop, Randi - 1994
 Bishop, Wendell - 1976
 Blackman, Ronny - 1977-78
 Blair, Kevin - 1979
 Blakley, Serrell - 1993
 Bliss, Michael - 1987
 Block, Dave - 1975
 Bloom, James - 1987
 Boatwright, James - 1987
Bolden, Dominic - 2005
 Bomar, Damon - 1993-94-95-96
 Bona, John - 1997-98
 Bond, Dave - 1973-76
 Bostwick, Barrett - 1992
 Bouknight, Nate - 1983
 Bouslough, Kris - 1992-93-94-95
 Bowden, Bryant - 1989-90-91-92
 Boyd, Benny - 1985
 Boyd, Bill - 1981
 Boyle, Sean - 2001-02-03-04
 Bradley, David - 1978
 Bradshaw, Darryl - 1976
 Break, Don - 1981
 Bream, Sheldon - 1991
 Britton, Jerry - 1992
 Brock, Lee - 1989-90
 Brogden, Jared - 2004-05
 Brooks, James - 1985
 Broward, Gary - 1973-74-75-76
 Brown, Dave - 1978
 Brown, David - 1973
 Brown, David - 1981-82-83-84
 Brown, Fred - 1983
 Brown, Jeff - 1979-80-81-82
 Brown, Josh - 2003
 Brown, Mike - 1994
 Brown, Thorn - 1977
Brummel, Jon - 2005
 Bryan, Robbie - 1982-83-84-86
 Bryant, Neal - 1988-89-90-91
 Bryant, Paul - 1973-74-75-76
 Bunch, Jim - 1982-83
 Bunting, Heath - 1990-91-92
 Buntun, Terry - 1977
 Burford, Josh - 1992-93
 Burgess, Jackie - 1999-2000-01-02
 Burgess, Tavi - 1997-98-99-2000
 Burk, Howard - 1976
 Burns, Tracey - 1998-99-2000
 Burns, Travis - 1998-99-2000-01
 Bush, Bill - 1975
 Bush, Kelly - 1981-82
 Butler, Brad - 1979-80-81
 Butler, Broc - 1999-2000
 Butler, Matt - 1980-81-82
 Butz, Robert - 1994-95-96-97

C

Cabbell, Eric - 1980-81
 Caldwell, Butch - 1976-77
 Caldwell, John - 1985


Calloway, Herman - 1994-95
Calvary, Patrick - 2005
 Camaretta, Jeremiah - 1999
 Campbell, Seth - 1991-92-93
 Campbell, Thad - 1995-96
 Cane, David - 1980-81-82
 Cannon, Larry - 1978
 Caraballo, Doug - 1991
 Carey, Ken - 1973
 Carlson, Curtis - 1978
 Carretto, John - 1973
 Carroll, Eric - 1987-88-89-90
 Carswell, Dwayne - 1991-92-93
 Carter, Lee - 1986
 Cash, Kevin - 1991-92
 Cashman, Steve - 2001
 Caudle, David - 1979-80
 Cavanaugh, Rex - 1986
 Chafin, Kim - 1973
 Chappell, Derrick - 1978
 Charbonneau, Tom - 1979
 Chase, David - 1978
 Chastin, Joel - 1978
 Cherry, Adrian - 1990-91-92-93
 Cherry, Daryl - 1997-98-99-2000
 Cheyunski, Adam - 1990-91-92
Childress, Ian - 2005
 Chiles, Antwan - 1993-94-95
 Choice, Sammie - 1997-98-99-2000
 Christian, Jamie - 1996-97-98-99
 Christians, Curt - 1973-74
 Christians, Dan - 1975
 Christolin, Guifaly - 2001
 Christopher, C.H. - 1993-94-95
 Clark, Brad - 1978
 Clark, David - 1981
 Clark, Kenny - 1982
 Clark, Manson - 1992-93-94
 Clark, Mitchell - 1979-80-81-82
 Clark, Steve - 1982-83-84-85
 Clarke, Dale - 1978
 Clements, Lee - 1986
 Clifford, Jules - 1983-84
 Clifton, Morgan - 1984-85
 Cline, Jay - 2001-02-03-04
Coady, Jay - 2005
 Cobb, Henry - 1973-74-75-76
 Cochran, Kevin - 1993-94-95
 Coffee, Bryce - 2003
 Cogner, Dale - 1980
 Coker, Gaines - 1981
 Colangelo, Pete - 1989-90
 Cole, Dan - 1984
 Cole, James - 1982-83
 Coleman, Tim - 1974-75-76-77
 Coles, Henry - 1989-90-91-92
 Collins, Brandon - 1993
 Collins, Ken - 1973
 Collins, Steve - 1984-85-86-87
 Colvard, Eric - 1992-93-94-95
 Comer, David - 1986
 Cocomock, Jarees - 2000
 Condon, Gus - 2002-03
 Congemi, Bill - 1973
 Congemi, Ron - 1973
 Connor, Kevin - 1988-89-90
 Cook, Isaac (Dion) - 1991-92-93-94
 Cook, Corey - 2004
 Cooper, Changa - 1993-94
 Cooper, David - 2003
 Copas, Randy - 1986-87-88-89
 Coplins, Steve - 1975
Corral, Michael - 2005
 Couch, Jeff - 1975
 Council, Matt - 1992-93
 Countryman, Daryl - 1993
 Counts, Russell - 1985
 Covington, Tony - 1993-94-95-96
 Cowens, Tim - 1973
 Cox, Buck - 1989-90
 Cox, Richard - 1988-89
 Crawford, Jonathan - 2004
 Crider, Charles - 1973
 Crider, Rick - 1987-81
 Crosby, Charles - 1973
Crouch, Noah - 2001-03-04-05
 Crowder, Bill - 1973
 Curtis, Jeff - 1988-89-90-91
 Custer, Tim - 1987

D

D'Amico, James - 1991
 Dalton, Rod - 1976-77-78
 Daniluk, Jason - 2002
 Darby, Justin - 2000
 Davenport, Caleb - 1979-80-81
 Davenport, Matt - 1993-94
 Davidson, Charley - 1979
 Davis, Drew - 1980
 Davis, John - 2001-02-03
 Davis, Ray - 1987
 Davis, Shawn - 1993-94-95
 Davis, Walter - 1999-2000-01-02
 Dean, Trevor - 1986
 DeBerry, Aaron - 2000-01-02-03
 DeBerry, Phil - 1986-87-88-89
 DeBlacey, Daniel - 1980
 DeDecker, Mark - 1987-88-89-90
 Degrate, Rodney - 1994-95-96-97
 Deitsch, Christopher - 2002-03-04
 DeMoss, Mark - 1980-81-82-83
 Dennard, Dwayne - 1983-84-85-86
Dickerson, Pat - 2005
 Dews, Tony - 1992-93-94-95
 Dillon, Tom - 1982-83
 Dillon, Tony - 1982-84-85-86
 Dixon, Lorenzo - 2000-02-03
 Dobler, Drew - 1991-92-93
 Docton, Matt - 1991-92
 Donato, Mario - 1999-2000
 Dones, Tracy - 1983
 Donnell, Lee - 1977-78
 Dorsey, Charles - 1985-86-87
 Dotson, Derke - 1981
 Downey, James - 1989-90-91-92
 Draeger, Glenn - 1976-77
 Drake, Jeremy - 1994-95
 Drayton, Christopher - 2004
 Dube, Peter - 1979-80-81-82
Dugan, Colin - 2005
Duke, Brandon - 2004-05
 Dumlao, Austin - 2003
 Dunahoo, Dave - 1975
 Duncan, Brannan - 1996-97-98
 Duncan, Dan - 1989-90-91-92
 Duncan, Lance - 1993-94-95-96
 Duncan, Ryan - 1994-95-96
 DuPont, Terry - 1976
 Durham, Carl - 1976

E

Earls, Carl - 1992-93-94
 Earman, John - 1973
 Easley, El Harsh - 1993
 Eberhard, Jerome - 1979
Edwards, Darnell - 2003-05
 Edwards, Kelvin - 1982-83-84-85



Gus Condon

All-Time Roster



Walt Davis

Elliot, Patrick - 1977
 Ellis, Wade - 1992-93
 Elmquist, Brian - 2000
 Elmquist, Kirk - 1987-88-89
 Enloe, Jeff - 1987
 Epp, Curtis - 1985-86-87
 Epperhart, Eric - 1984
 Epling, Chris - 1989-90
 Erickson, Dwight - 1981
 Erminger, Michael - 2003-04
Estes, E.L. - 2003-04-05
 Even, Randy - 1973-74-75
 Everson, Jarrod - 1995-96-97-98

F

Faidley, Trey - 2001
 Farkas, Kevin - 1990
Farrel, Brock - 2004-05
 Farrington, Stan - 1986
 Fegley, Mel - 1995
 Felder, Kareem - 2000-01-02
 Fenlock, Richard - 1980-81-82-83
 Ferebee, Glenwood - 1997-98
Ferguson, Markus - 2002-03-04-05
 Fernald, Mark - 1983-84-85-86
 Fernandez, Alberto - 1978
 Fields, Randy - 1982-83
 Fisher, Dave - 1978
 Fisher, Earl - 1980
 Fisher, Kenneth - 1982
 Fletcher, Ken - 1988-89
Fluellen, Rod - 2005
 Fontenot, Eric - 1997-98-99
 Ford, Randy - 1998-99-2000
 Forest, David - 2003-04
 Forney, Marcus - 1990-91
Forsetk, James - 2005
 Forslund, Mike - 1979-80-81-82
 Forsythe, Paul - 1981
 Foster, Jon - 1995-96
 Fox, Todd - 1981
 Foy, Peter - 1996-97-98-2000
 Frank, Rod - 1980-81
 Franklin, Curtis - 1979
 Franklin, Larry - 1973
 Frankum, Doug - 1977-78
 Frazier, Paul - 1989-90-91-92
 Freeman, Courtney - 1994-95-96-97
 Freeman, Ruben - 1994-95-96
 Frere, Ron - 1993-94-95-96
 Fry, Robert - 1981-82-83-84
 Fryer, Jeremy - 1999
 Fuller, Frank - 1987-88-89-90

G

Gado, Sam - 2001-02-03-04
 Gaines, Clarence - 1981
 Galmon, Darryl - 1996-97-98-99
 Garratt, John - 1980
 Garrett, Jim - 1975
 Gentile, Mike - 1997-98
 George, Ramon - 1991
 Gibbs, Josh - 2003
 Giles-Summers, Brandon - 2001-02-03
 Gillespie, Bill - 1978-79
 Gilliland, Troy - 1979-80
 Gillum, Joey - 1984
 Gladfelter, Rod - 1976-77-78-79
 Glass, Jim - 1978-79
 Glenn, Tad - 1987-88
 Godfrey, Matt - 1993-94-95-96
Godsil, Mike - 2005
 Godwin, Kenny - 1999
 Goede, Chris - 1991-92-93-94
 Goetz, Scott - 1974-75-76-77
 Golloday, Daniel - 1983
 Gomez, Ryan - 1976
 Goodman, Eugene - 2001-02-03-04
 Gordon, Darryl - 2002-03
 Gould, Andre - 2003-04
 Grant, Anthony - 1997-98
 Grant, Dexter - 1982-83-84
 Grassell, Steven - 1980
 Gray, Dale - 1984
 Green, Al - 2001
 Green, Bobby - 1988-89-90-91
Green, Christopher - 2002-03-04-05
 Green, Eric - 1985-87-88-89
 Gregory, Terris - 2001-02-03-04
Greiser, Ryan - 2005
 Grell, Devan - 2000
 Gresham, Steve - 1993-94-95
 Grey, Dale - 1994
 Griffin, Billy - 1994
 Grigsby, Ryan - 2003-04
 Grooms, Chuck - 1983
 Groves, David - 1986
 Guerra, Thad - 1985-86-87
 Guetterman, Robert - 1978-79
 Guinn, Greg - 1981-82-83
 Gunn, Jeff - 1983

H

Hackley, Earl - 1980-81-82
 Haddix, Wayne - 1983-84-85-86
 Hadley, Chris - 1990-91-92-93
 Hahn, Tim - 1990-91-92-93
 Haith, William - 1999-2000-01-02
 Hall, Adrian - 2001-02-03-04
 Hall, David - 1981
 Hall, John - 1979-80-81
 Hall, Mark - 1976
 Halstead, Rick - 1979
 Hamilton, Bill - 1973
Hamilton, Marcus - 2001-03-04-05
 Hammons, Earl - 1986-87
 Hampson, Daniel - 1980-81
 Hampton, Jim - 1984-85-86-87
 Hanberry, Jonathan - 2002-03
 Hankins, Ken - 1973-74
 Hanner, Al - 1984
 Hanselman, Ben - 1983
 Hanson, Nehemiah - 2001-02-03
 Hardage, Charles - 1973-74-75-76
 Hardy, Brian - 1975-76
 Hardy, Larry - 1980-81-82
 Harman, Chris - 1987
 Harrell, Jason - 1989-90-91-92
 Harrelson, Phillip - 1995-96-97-98
 Harris, Bill - 1989-90
 Harris, Cliff - 1980
 Harris, David - 1984-85
 Harris, Erick - 2001-02-03-04
 Harrison, Joe - 1973-74-75-76
 Harsey, Hud - 1989-90-91-92
 Harsey, Larkin - 1988-89-90-91
Hassell, Brady - 2005
 Hart, Victor - 2003
 Harvey, Marcus - 1997-98-99
 Hatcher, Keith - 1989-90

Hatfield, Billy - 1976
 Haun, Jonathan - 1997
 Hawkins, Henry - 1976
 Hawkins, Mike - 2004
 Hawkins, Zap - 2004
 Head, Kevin - 1986-87-88
 Heilig, Walt - 1996-97-98-99
 Helton, Perry - 1984-85-86
 Hemenway, Stephen - 1987-88
 Henley, Scott - 1987-88
 Henry, Craig - 1994-95-96
 Henson, Craig - 1981
 Henson, Mike - 1980-81
 Herceg, Rick - 1973
 Hershner, Randy - 1979-80-81-82
 Hertzler, David - 1977-78-79-80
 Hess, Hugh - 1978-79
 Hewitt, Devin - 1997-98-99-2000
 Hewitt, Earneston - 1978
 Hewlett, Rob - 1986-87-88-89
 Hickman, Robert - 1976
 Hield, Antawn - 2000-01-02
 Highsmith, James - 1994-95-96-97
 Hill, Scott - 1981
 Hill, Tony - 1984-85
 Hinnant, Franklin - 1980-81-82-83
 Hippenstiel, Brian - 1981
 Hoagland, Ed - 1977
 Hoch, Paul - 1987-88-89
 Hoefling, Scott - 1979-80
 Hoffman, Scott - 1987
 Hoffman, Tim - 1985
 Hogans, Winfred - 1982-83-84-85
 Holcomb, Tim - 1985
 Holland, David - 2002
 Holmes, Adam - 2003
 Honeycutt, Will - 1981
 Hooper, Tim - 1979
 Horlsey, John - 1981-82
Horn, Jason - 2005
 Horsley, Clint - 1983
 Horton, Amos - 1982-83-84-85
 Howard, Jeff - 1997-98-99-2000
 Howard, Kendrick - 2000-01-02-03
 Howard, Marcell - 2001-02
 Hubbard, Daniel - 1982-83-84-85
Hughes, Dan - 2005
 Hughes, Pat - 1984-85-86-87
 Hunt, Kennan - 2001
 Hunter, Hunter - 1994
 Hunter, Jim - 1981
 Hurst, John - 1990
 Huskey, Jay - 1983
 Huskey, Nick - 2005
 Hylton, Mike - 1980-81
 Hymer, Mark - 1973

I

Inge, Donnie - 1993-94-95-96
Inge, Kevin - 2002-03-04-05
 Ingram, Richard - 2000
 Inverso, Glenn - 1977-78-79-80
 Irving, Alan - 1978

J

Jackson, Bubba - 1987
 Jackson, Daniel - 2001-02
 Jackson, Mike - 1976-77
Jackson, Wynton - 2003-04-05
 James, Kevin - 1986-87-88-89
 James, Philip - 1983
 Jarrill, Greg - 1976
 Jenkins, David - 1988-89
 Jenkins, Pat - 1984
 Jennings, Butch - 1994
 Jennings, L. Dwain - 1984
 Jennings, Princeton - 1999-2000
 Jenrette, Ben - 2001-02
 Jeremiah, David - 1989-90
 Jerry, Andre - 1999-2000-01-02
 John, Marlon - 1995-96-97
 Johnes, Paul - 1973
 Johnson, Ben - 1995-96-97-98
 Johnson, Brian - 1993-94-95
 Johnson, Bryant - 1987
 Johnson, David - 1984-85-86

Johnson, George - 1981
 Johnson, Joe - 1976
 Johnson, Mike - 1985
 Johnson, Milton - 2000-01-02
 Johnson, Paul - 1986-87-88-89
 Johnson, Rickie - 1976-77
 Johnson, Robert - 1985
 Johnson, Tim - 1979-80-81-82
 Johnson, Travis - 2004
 Johnston, Chris - 1978-79-80
 Jones, Bobby - 1994
 Jones, Brian - 1995
 Jones, Chester - 1999
 Jones, Dwight - 1985-86-87-88
 Jones, Erick - 1987-88
 Jones, Maurice - 1992-93
 Jones, Mike, 1988-89
 Jones, Rennie - 1982-83-84-85
 Jones, Richard III - 1986-87
 Jones, Rick - 1973
 Jones, Roy - 1977-78-79
 Jones, Steve - 1976-77-78-79
 Jordan, D.J. - 1999-2000
 Jordan, Joe - 1999-2000-01
 Jordan, Larry - 1997-98-99
 Jordan, Mike - 1977
Josephs, Chip - 2005
 Jude, Barry - 1978-79
 Justino, Robby - 1989-90-91-92

K

Kagey, Bill - 1982-83-84-85
 Kamphuis, Jason - 2001
 Kanagy, Gene - 1973
 Kanagy, Ken - 1973
 Karp, Aaron - 1993-94
 Kearnes, Steve - 1976-77-78-79
 Kearney, Phil - 1988-89-90
 Kearney, Tommy - 1982-83-84-85
 Keasler, Ken - 1978
 Keaton, Anthony - 1984
 Keck, Dean - 1980
 Kee, Richard - 1982
 Keenum, Richard - 1982
 Keith, David - 1977-78
 Kelley, Jay - 1999-2000-01-02
 Kennedy, Bruce - 1981
Kemp, Kenneth - 2002-03-04-05
Kempart, Joshua - 2005
 Kersey, Dave - 1976-77
 Kinard, Leroy - 1988-89-90
 Kinchen, Randy - 1973
 King, Mike - 1980
 King, Scott - 1987-88
 King, Victor - 1978-79-80-81
 Kiovisky, Scott - 2003
 Kline, Jay - 2000
 Knowles, Jason - 1994
 Knox, John - 1993-94
 Knutson, Anthony - 2001-02
Kolugue, Zacry - 2004-05
 Kraft, Corey - 1982
 Kralik, Gavin - 1999-2000
 Kramer, Bill - 1984-85-86
 Krause, Dion - 1992-93
 Kreider, Richard - 1980-81-82-83

L

Labour, Chad - 1993-94-95-96
 Lacey, Frank - 1975
Lambert, Weston - 2005
Lambert, Matt - 2005
Lancaster, Shane - 2003-04-05Lacey, Frank - 1975
 Landess, Mike - 1978
 Landis, Ed, Jr. - 1978-79-80
 Landis, Mark - 1984-85-86
 Lane, Greg - 1975
 Lane, John - 1983
 Lane, Rick - 1978
 Lang, Albert - 1980-81-82-83
 Lang, Greg - 1999-2000
 Larkins, Willie - 1983-84-86-87
 Larue, John - 1980
 Laswell, Merle - 1985
 Lawson, Leonard - 1980-81-82



All-Time Roster



Leatherwood - Al - 1999-2000
 Ledford, Randy - 1981
 Lee, Allen - 1985-86-87-88
 Lee, Ken - 1977
 Leftwich, Jim - 1979-80
 Leggett, Marcus - 1993-94-95-96
 Leoffert, Bill - 1985
 Lett, Allen - 1976
 Lewis, Shelton - 1990-91-92-93
 Lewis, Troy - 1987
 Light, Danny - 1993
 Linaburg, Jay - 1979
 Lindsey, Donald - 1987-88-89
Lisko, Derek - 2005
 Little, Reggie - 1986-87-88-89
Little, Tyler - 2005
 Little, Stanley - 1978
 Lockard, Ken - 1984-85-86-87
 Lockhart, Chris - 1981
 Lockwood, Kevin - 1989-90-91-92
 Logan, Ike - 1986-87-88-89
 Long, Anthony - 2000
 Long, David - 1993-94-95
 Long, Jay - 1979
 Lord, Billy - 1979-80-81-82
 Lowrey, Pete - 1975
 Lowry, Keith - 1987-88
 Lucado, Mark - 2004
 Lucas, Mike - 1992-93
 Lucas, Mitchell - 1980-81-82-84
Luck, Chris - 2004-05
 Luckie, Billy - 1979-80-81-82
 Lucy, Alex - 2001-02
 Ludwick, Todd - 1980-81
 Luff, Barry - 1982-83-84
 Lyne, H.O. - 1984
 Lyons, Greg - 1977
 Lytle, Ed - 1976

M

Mabry, David - 1985
 Machovec, Richard - 1980
 Mack, Mike - 1976
 Mackenzie, Lance - 1985-86-87-88
 Mackey, Roger - 1976-77-78-79
 Makkai, Adam - 1992-93-94
 Maranto, David - 1983
 Marietta, Ewing - 1985-86-87-88
 Markham, Shane - 1986
 Marshall, Jeep - 1980
 Marshall, Roy - 1975-76-77-78
 Martelli, Anthony - 1995-96-98-99
 Martin, Ben - 1996-97-98-99
 Martin, Marty - 1977-78-79
 Mathers, Blake - 1989-90-91
 Matthew, Jesse - 2002
 Mathews, Alonzo - 1997-98-99
 Mathis, Greg - 1980
 Mathis, Mark - 1983-84-85-86
 Mattingly, Scott - 1980-81
 Mayberry, William - 1976

Mayer, Caleb - 2002-04
 Mayes, Dave - 1973
 Mays, Graham - 1983
 Mays, Matt - 1999-2000-01-02
 McAfee, Clark - 1985
 McAllister, Stuart - 1979
 McClellan, Jeff - 1982
 McClure, Jon - 1979-80-81
 McColley, Eric - 1988-89
 McConnell, Wes - 1989-90-91-92
 McCracken, Ethan - 1996-97-98
 McCray, Charles - 1985-86-88-89
 McCreight, T.J. - 1990-91-92
 McCutcheon, Tom - 1986-87-88-89
 McDonald, David - 1978
 McDuffie, J.D. - 1990-91
 McEarchern, Robert - 1976
 McFadden, Andrew - 1995
 McFall, John - 1975-76
 McGill, Dan - 1994-95
 McGill, Tim - 1992-93-94-95
 McGoldrick, Brew - 1994-95
 McGonigle, Mace - 1990-91-92
 McKay, Andrew - 2003-04
 McKee, Mike - 1984
 McKnight, James - 1991-92-93
 McNeil, Danny - 1984-85-86-87
McWhorter, Carlos - 2004-05
 Meade, Tom - 1984
 Meeks, Donald - 1980
 Melancon, John - 1999
 Melniczak, Paul - 2002
 Mendes, Joseph - 1978
 Mercer, Charles - 1982
 Mercer, Mark - 1983-84
 Metcalf, Earl - 1973
 Milhorn, Ron - 1976
 Milne, Steve - 2001
 Miller, Alan - 1985-86-87-88
 Miller, Robert - 1993-94
 Miller, Trey - 1997-98-99-2000
 Milne, David - 1994
 Minnick, Mickey - 1985-86
 Mintz, Judd - 1989-90
 Mitchell, Todd - 1981
 Mock, Steve - 1992-93-94-95
 Modling, Jason - 1989-90-91-92
 Monroe, Wayne - 1989-90-91-92
 Moody, Karl - 1981
 Moody, Steve - 1985-86
Moon, Kevin - 2003-04-05
 Mooneyham, Lamar - 1973
Moore, C.J. - 2001-02-03-04-05
 Moore, Dave - 1975-76-77-78
 Moore, Greg - 1981
 Moore, Ramsey - 1996-97-98-99
 Moore, Ulysses - 1995-96-97-98
 Morris, Billy - 1976-77-78-79
 Morris, J.T. - 1994-95
 Mosely, Greg - 1978-79-80-81
 Mostatabi, Kavon - 2003-04
 Motley, Hal - 1983-84-85-86
 Moyer, Rich - 1983
 Mulcuck, Mick - 1991-92-94

Kendrick Howard



Mullis, Scott - 1985-86
 Murray, Kenyatta - 1994-95-96

N

Nash, Brian - 1997-98
 Nazigian, Mark - 1984
 Nebel, David - 1976
 Neeman, Mark - 1977-78-79
 Neff, Caleb - 2004
 Neff, David - 1973-74-75-76
 Nelson, Dane - 2002
 Nelson, Leon - 1983
 Nelson, Pat - 1988-89-90-91
 Nelson, Robert - 1979
 Nesselrotte, Kent - 1989-90-91-92
 New, Doug - 1982-83-84-85
 Newby, Eric - 1987-88
 Newsome, Christian - 1997-98-99
 Newton, Greg - 1976
 Nguyen, Tue Duk - 1990-91
 Nimako, George - 1991-92
 Nivens, Roosevelt - 1991-92-93-94
 Nix, John - 1973
 Nixon, Steve - 1973
 Nobles, Stacy - 1996-97-98-99
 Noll, Russel - 1977
 Norman, Jonathan - 2001
 Nottingham, Randy - 1977

O

O'Berry, Travis - 2003
 O'Buck, Richard - 2003
 O'Neil, Dwight - 1981-82-83
 Odell, Greg - 1973
 Oldham, James - 2001-03
 Oliver, Mike - 1979-80-81
 Orwig, Earl - 1980-81-82-83
 Osborne, Richard - 1977-78
 Osmer, Mike - 1979
Otah, Rajive - 2005
 Overman, Quinton - 1975
 Owen, Beau - 1996-97
 Owen, Randall - 1976-77-78-79

P

Paige, Mickey - 1985-86-87-88
 Painter, Kyle - 2002-03
 Palmer, Mark - 1984
 Pantana, Dave - 1973
 Park, Nathan - 1984
 Parker, Anthony - 1993-94-95
 Parker, Willie - 1987

Parris, Chris - 2005
 Parrish, L.G. - 1988-89-90-91
 Parson, Biff - 1998-99-2000-01
Parson, Rhett - 2003-04-05
 Patterson, Chris - 1978-79-80-81
 Patterson, Clint - 1999
 Patterson, Rick - 1980
 Patterson, Sling - 1973-74-75
 Patterson, Steve - 1976-77-78-79
 Patterson, Tim - 1986-87-88
 Pattish, Blair - 1979
 Patton, Sam - 1993-94-95
 Patz, Gary - 1980-81
 Payne, Bobby - 2003
 Payne, Clint - 1988-89-90
 Payne, George - 1990
 Peaden, Dwain - 1986-87-88
 Pearman, Mark - 1980-81
 Pearson, Michael - 2002-03
 Pelloni, Rick - 1973
 Peltier, Kevin - 1993-94
 Penland, David - 1983
Penn, Pierre - 2004-05
 Pennington, Charles - 1981-82-83-84
 Peoples, Randy - 1976-77-78-79
 Perkins, Aundre - 1999-2000
 Perkins, Jarvis - 1998
 Perkins, Reggie - 1973-74-75-76
 Perren, Timothy - 1999-2000
 Perry, Aaron - 1976
 Pfeister, John - 1992
 Phillips, Alonzia - 2004
 Phillips, Dean - 1973-74-75-76
 Phillips, Gary - 1977
 Phillips, Kent - 1977
 Phillips, Mark - 1975-76
 Pieratt, Allan - 1975
 Pilcher, Rick - 1978-79
 Pitkins, Dave - 1975
 Pitts, Calvin - 1983
 Pledger, Robin - 1984
 Plot, Greg - 1979-80-81
 Polite, Shawn - 1985
 Poole, Don - 1993-94-95-96
 Poole, Eddie - 1989
Pope, Dan - 2005
 Pope, Billy - 1995
 Pope, Jacob - 1982-983-84-85
Porter, Anthony - 2005
 Pouncey, Joe - 1986-87-88-89
 Powell, Mike - 1975
 Powlis, Al - 1986
 Presock, Buz - 1986-87
 Pritchard, Dan - 1989-90-91-92
 Pruitt, Robby - 1979-80-81-82
 Purcell, Dan - 1973-74-75



Scott Queen

All-Time Roster

Q

Queen, Scott - 1986-87-89-90

R

Radcliff, Rusty - 1977-78-79-80
 Rammel, Austin - 1993-94
 Rapp, Jacob - 2000
Raspberry, Corey - 2004-05
 Raynor, Kim - 1976-77-78-79
 Rector, Earl - 1980-81-82-83
 Reed, Rico - 1992
 Reese, Clinton - 1980
 Reeves, David - 1981
 Reeves, Jeff - 1976-77-78-79
 Reichart, Seth - 2001-02-03-04
Reid, Matthew - 2004-05
 Reid, Robert - 1998-99
Renick, Chris - 2005
 Reynolds, Jeff - 1981
 Reynolds, Jerry - 1986
 Reynolds, Steve - 1976-77-78-79
 Rice, Barry - 1986-87-88-89
 Rice, Corey - 1990-91-92-93
 Rice, Mark - 1977
 Rice, Troy - 1981-82-83-84
Richard, Kevin - 2005
 Righetti, James - 1994
 Riley, Jesse - 1995-96-97-98
 Robb, Brett - 1976-77
 Roberts, Mark - 1985
 Robinson, Larry - 1988-89
 Robinson, Michael - 2003-04
 Rodriguez, Bill - 2000
 Rogers, Ben - 1997-98-99-2000
 Rogers, Dave - 1979
Rogers, Eugene - 2005
 Rogers, Kyle - 1977
Rojas, Manny - 2003-04-05
 Roman, Marlon - 2003
 Rose, Fred - 1978
 Ross, Keith - 1982
 Rostedt, Jason - 2003
 Rothrock, Ben - 2002
 Rowe, Jimmy - 1978-79-80-81
 Rucker, Shannon - 1991-92
 Runnels, Paul - 1973-74-75
 Rush, Torrey - 1996-97-98-99
 Rustay, Skip - 1973

S

Sackett, Joey - 1996-97-98
 Saffell, Aaron - 1981
 Sale, Brian - 1997-98
 Salmond, Carlton - 1981-82-83-84
 Salter, Tom - 1985
 Salyer, Billy - 1986
 Sanders, John - 1979-80-81-82
Sandvig, Joey - 2005
 Sartin, Trey - 1994-95-96-97
 Sastoque, Oscar - 1981
 Saunders, Timmy - 1978
 Saunders, Tremaine - 1995-96-97
 Savage, Todd - 1985-86-87
 Schaeffer, Ed - 1986-87
 Schmidt, Kevin - 1984-85
 Schmitz, Mark - 1983
 Schonauer, Ted - 1980-81
 Schoor, Ed - 1973-74-75
 Schult, Mynor - 2004
 Schuster, Eric - 1980-81-82-83
 Scott, J.K. - 2001
 Scott, Jeff - 1979-80-81-82
 Scott, Jevon - 1997-98
 Scott, Ramon - 1984-85-86-87
 Scouten, Mark - 1977
 Scranton, Jerry - 1994-95
 Seals, Billy - 1996-97-98-99
 Seamster, Joe - 1982-83-84-85
 Secrest, Byron - 1981
Sene, Stephen - 2005
 Shannon, Ted - 1977-78-79-80
 Shashaty, Guy - 1980-81-82-83
 Sheaffer, Joe - 1981-82-83

Shealy, Vic - 1979
 Shelton, Clarence - 1986-87-88-89
 Shelton, Glen - 1984
 Shelton, Mark - 1979-80-81-82
 Shelton, Richard - 1984-86-87-88
 Shepard, Johnny - 1978
 Sherman, Brian - 1984
 Sherman, Rick - 1976
 Sherwood, Matt - 2004
 Shiver, Cecil - 1987
 Shorter, Larry - 1985-86-87
 Sien, Brian - 1994-95-96
 Simmons, Eric - 1979-80-81-82
 Simon, James - 1987
 Sims, Andre - 1987
 Singer, Bobby - 1983
 Slabach, Harry - 1976
 Slade, Xavier - 1995-96-97-98
 Slagle, Nick - 2000-01
 Slater, Steve - 1982-83-84
 Slusher, Rob - 1979
 Smart, Jason - 1992-93-94-95
Smith, Brock - 2005
 Smith, Carl - 1983
 Smith, Carvelle - 1991
 Smith, Chip - 1973-74-75-76
 Smith, Donald - 1986-87-88-89
 Smith, Doug - 1982-83-84-85
 Smith, Kenny - 1984-85-86-87
 Smith, Lance - 1994-95
 Smith, Mark - 1986-87-88-89
 Smith, Randy - 1975
 Smith, Thomas - 2001-02-03-04
 Smith, Tim - 1986-87-88-89
 Smith, Tim G. - 1999
 Smith, Tyrone - 1992
 Smutz, Dave - 1984
 Solinger, Bruce - 1979
 Solomon, Joseph - 2003
 Sowders, Phil - 1975
 Spahr, Bob - 1980
 Stafford, Eric - 1985
 Stanfill, Steve - 1986-87-88
 Stanley, Mark - 1979-80
 Stanton, Bruce - 1976-77-78-79
 Stewart, Shane - 1985
 Stidham, Danny - 1976
 Stocks, Nick - 1999-2000
 Stockwell, Mickey - 1976-77
 Stofle, Josh - 2001-02
Stokes, Chris - 2004-05
Stone, Britt - 2004-05
 Stone, Joe - 1994-95-96-97
 Stoner, Rusty - 1983
 Strannigan, Glen - 1979-80
 Strother, Dominic - 2001
 Sundheim, David - 1999-2000-01
 Swaney, Mike - 1988
 Sweeting, James - 2005
 Swinski, Derrick - 2002
 Sykes, Aaron - 1999-2000

T

Tarter, Rick - 1979
 Tatum, Thomas - 1979
 Taylor, Brant - 1986
 Taylor, George - 2004
 Taylor, Scott D. - 1980-81-82-83
 Taylor, Scott N. - 1980-81-82-83
 Terrell, Rick - 1974-75-76-77
Terrell, Zach - 2005
 Terry, Casey - 1984-85
 Terry, Damain - 1997-98-99
 Terry, Mike - 1973
Thom, Richard - 2004-05
 Thomas, Daniel - 2001
 Thomas, David - 1979-80-81-82
 Thomas, Dennis - 1980-81
 Thomas, Hassan - 1992-93-94
 Thomas, Jeff - 1980-81
 Thomas, Mark - 1988-89-90-91
 Thomas, Pervis - 1978-79-80-81
 Thomas, Richie - 1984
 Thomas, Scott - 1989-91-92-93

Thomas, Tim - 1978-79-80-81
 Thompson, Calvin - 1990-91-92-93
 Thompson, Clay - 1979-80-81-82
 Thompson, Doug - 1985-86-87-88
 Thornhill, Steve - 1983
 Thornton, Houston - 1973
 Threat, Jason - 1999
 Threat, Jason - 1999-2000
 Tilley, Jarrod - 1999
 Tindall, Jay - 1987
 Toby, Olan - 1979
 Travis, Rashaun - 1997-98-99
 Trent, Richard - 1983
 Trigg, Casey - 1982-83-84-85
 Troth, Paul - 2004
 Trujillo, Alan - 1973
 Tufford, Terry - 1987
 Turner, Bill - 1986-87
Turner, Brandon - 2004-05
Turner, Tyler - 2005
 Turner, Danya - 1999-2000
 Turner, Dashan - 1999-2000

U

Umbergen, Scott - 1979-80-81

V

Vaden, Chris - 2003-04
 Van Duser, Kevin - 1984
 Van Dyke, Anthony - 1990
 Van Engen, Rob - 1980
 Van Patten, David - 1990-91
 Vanderbrink, Scott - 1973-74
 Vanderburg, Brad - 1975
 Vaughn, Nick - 2000-01-02-03-04
 Vaughn, Troy - 1995-96
 Vick, Kevin - 1986
 Villaverde, Felix - 1991
 Vines, Jon - 1989-90
 Vinson, Keith - 1988-89-90-91

W

Waddill, John - 1973-74
 Wade, Mike - 1978
 Waggoner, Brad - 1995-96
 Walker, Bobby - 1990-91-92-93
 Walker, Darrell - 1979-80-81-82
 Walker, Ephraim - 2003
 Walker, Keith - 1993-94
 Wallace, Josh - 2004-05
 Walsh, John - 1986
 Ward, Carroll Lee - 1986-87
 Ward, Lamont - 1978
 Ware, Langston - 2003
 Washington, Desmond - 1997-98
 Watkins, Sedrick - 1992-93-94-95
 Watkins, Sherwin - 1995
 Watson, Jeff - 1980-81
 Watters, John - 1981
 Watts, Edward - 1980
 Watts, Jerrell - 1999
 Weaver, Chris - 2001
 Weaver, Dean - 1981
 Weaver, Larrye - 1992-93-94-95
Weaver, Josh - 2005
 Weiland, J.D. - 1986-87
 Welch, Charles - 1973
 Welkley, Pat - 1987-88
 Wells, Jason - 1998-99-2000
 Wells, Racey - 1983
 West, Danny - 1973
 West, Rodney - 1982-83-84-85
 Wheelchel, Ricky - 1985
 White, Andrew - 1984
 White, Craig - 1985-87-88-89
 White, Danny - 1985
 White, John - 1989-90-91-92
 Whitehead, Daniel - 1991-92-93-94
 Whitfield, Anthony - 1987
 Whyllie, Bob - 1992
 Wicker, Jerome - 1997-98-99-2000
 Wilcher, Lance - 1992

Wilemon, Travis - 1991-92-93-94
 Wilford, Scott - 1997
 Wilkerson, Carlton - 1983-84-85-86
 Williams, Bill - 1979
 Williams, Bill, G - 1973
 Williams, Edwin - 1991
 Williams, Lauren - 2003-04-05
 Williams, Paul - 1975-76-77
 Williams, Randy - 1973
 Williams, Reggie - 1977-78-79-80
 Williams, Shawn - 1984-85
 Williams, Troy - 1987
 Williams, Vernon - 1977-78-79-80
 Williams, Weymouth - 1988-89-90-91
 Willis, Hank - 1978
 Wilson, Andrew - 1986
 Wilson, Jeff - 1978-79
 Wilson, Marvin - 1993
 Wilson, Richie - 1984-85-86-87
Winfrey, Jarrett - 2003-04-05
 Wisecover, Sketer - 1973
 Wix, Lee - 1977-78
 Wolff, Jeff - 1976-77-78-79
 Wolgomatt, Rick - 1975
 Wood, Joe - 1983
 Wood, Shawn - 1983
 Woodyby, Brady - 1983
 Woods, David - 1984
 Woods, Johnny - 1987-88-89-90
 Woodson, Andrew - 1987
 Woolf, Mark - 1997-98-99
 Woolfolk, Brian - 1988-89-90-91
 Worthington, Lawrence - 1994-95-96
 Wright, Ben - 1980-81
 Wright, Clyde - 1979
 Wright, Jerry - 1973
 Wright, Rupert - 1979-80-81-82
 Wright, Travis - 1981-82-83
 Wyatt, Gregory - 1976


Y

Yaro, Abdul - 2001-02
 Young, Craig - 1981
 Young, Ray - 2003-04
 Youst, Randy - 1979

Z

Zuber, Joseph - 1982

Bold Indicates Current Players



Wayne Haddix