



# SEASON IN REVIEW

**In this section ...**

- Concord .....98
- Connecticut .....99
- Youngstown State .....100
- William & Mary .....101
- VMI .....102
- Chattanooga .....103
- Towson .....104
- Coastal Carolina .....105
- Gardner-Webb .....106
- Charleston Southern .....107
- Norfolk State .....108
- 2005 Results and Statistics . . . . .109
- Game-By-Game Starters 113

# 2005 Season in Review

## GAME ONE

### Concord vs. Liberty

September 3, 2005

Williams Stadium • Lynchburg, Va.

It took the Flames almost three full quarters to get their offense started, but the last 17 minutes were good enough to lead Liberty to a 17-6 season-opening victory over Concord at Williams Stadium.

Liberty attempted to get on the scoreboard on its opening possession of the season as the Flames managed to get to the Mountain Lion's 27-yard line; however, Ben Beasley's 44-yard field goal sailed wide left to leave the game scoreless.

Concord wasted little time getting on the scoreboard as the Mountain Lions marched down the field on their opening possession and capped off an 11-play, 73-yard drive as quarterback Ryan Pimentel found Dustin Greenwood open on a pass in the back of the endzone for a touchdown.

However, Liberty's special teams unit continued its tradition of making its presence known as Jason Horn was able to come up the middle and block Matt Baker's extra point, leaving the score at 6-0 with 5:28 left to play in the first half.

The remainder of the half proved to be a defensive struggle as both teams combined for just 154 yards of total offense, with Zacry Kolegue's 29-yard field goal drifting wide right on the second to last play of the first quarter in the only other true scoring opportunity of the half.

The momentum continued for the Mountain Lions as Concord looked like they had prime field position after a Noah Crouch punt gave Concord the ball on the Flames' 45-yard line; however, the Mountain Lions were whistled for a roughing the kicker penalty, giving Liberty a new set of downs.

Flames made the most of the Mountain Lion's miscue as five-consecutive rushing plays, four by Marcus Hamilton and one by Brock Farrel, set up a screen pass from Farrel to Hamilton which the running back caught and then evaded several defenders en route to a 47-yard scoring strike with 1:40 left to play in the third quarter, giving Liberty a 7-6 edge.

After forcing the Mountain Lions to turn the ball over on a three-and-out series, the Flames quickly padded their lead as Lauren Williams took advantage



of his height difference over a Concord defensive back. The 6-3 wideout was able to leap over the defender and pull down a 41-yard reception, which set up Hamilton on the next play to find the endzone on a sweeping play to the right side of the field on an 18-yard touchdown run just 32 seconds into the fourth quarter.

Liberty's special teams unit made its second key effort of the contest on the following drive as after another three-and-out series, Rod Fluellen was able to block a Chris Harker punt, giving the Flames the ball back on the Concord 11-yard line.

However, the Mountain Lions were able to keep the damage to a minimum as Liberty was only able to advance the ball two yards and had to settle for a 27-yard field goal by Kolegue, pushing the score to its final margin of 17-6 with 12:39 left in the contest.

Hamilton led the Flames' rushing attack with his second career 100-yard game as the senior rushed for a game high 138 yards on 19 carries (averaging 7.3 yards per rushing attempt) with a touchdown. James Tunstalle led Concord with 53 yards rushing on 19 carries.

Farrel led the Flames to their fifth-straight victory with him under center as the quarterback completed 9-of-22 passes for 147 yards and a touchdown, while his counterpart Ryan Pimentel finished the game by completing 10-of-24 passes for 122 yards and a touchdown.

Lauren Williams (54 yards) and Wynton Jackson (21 yards) each recorded three receptions for the Flames. Concord had seven different players finish with at least one reception with LeBryan Patterson leading the pack with three catches for 24 yards.

### Statistical Summary

	1st	2nd	3rd	4th	Score
Concord	6	0	0	0	6
Liberty	0	0	7	10	17

#### First Quarter

CU - Greenwood 3 yard pass from Pimentel (Baker kick blocked)

11 plays, 73 yards, TOP - 6:05

#### Third Quarter

LU - Hamilton 47 yard pass from Farrel (Kolegue kick)

8 plays, 60 yards, TOP - 4:37

#### Fourth Quarter

LU - Hamilton 18 yard run (Kolegue kick)

2 plays, 59 yards, TOP - 0:32

LU - Kolegue 27 yard field goal

4 plays, 2 yards, TOP - 0:49

### Team Statistics

	CU	LU
First Downs	13	17
Total Plays-Yards	67-226	57-314
Rushes-Yards	43-104	35-167
Passing Yards	122	147
Comp-Att-Int	10-24-0	9-22-0
Return yards	51	71
Punts	9-310	5-227
Fumbles-Lost	1-1	1-0
Penalties	4-50	5-48
Time of Possession	34:20	25:40
Sacks	2-15	3-18

### Individual Statistics

Rushing - CU - Tunstalle 19-53, Jackson 8-21, Pimentel 10-19, Richmond 2-6, Ruth 3-3, Bates, 1-2; LU - Hamilton 19-145 (1 TD), Otah 10-47, Terrell 1-0, Farrel 4-(-15)  
 Passing - CU - Pimentel 10-22-0-122 (1 TD); LU - Farrel 9-22-0-147 (1 TD).  
 Receiving - CU - Patterson 3-24, Ruth 2-49, Yancey 1-17, Harker 1-16, Windley 1-7, Bates 1-6, Greenwood 1-3 (1 TD); LU - Williams 3-54, Jackson 3-21, Hamilton 1-47 (1 TD), Turner 1-17, Stokes 1-8.  
 Leading Tacklers - CU - Wilson 11, Spano 5, Heath 5; LU - Duke 12, Moore 9, Rojas 9.

Attendance - 8,239

# 2005 Season in Review



## GAME TWO

**Liberty vs. Connecticut**  
 September 10, 2005  
 Rentschler Field • East Hartford, Conn.

The Huskies scored on their first eight possessions of the contest and only allowed Liberty to cross the 50-yard line twice en route to a 59-0 shutout at Rentschler Field.

The game was played in front of the eighth-consecutive sellout at Rentschler Field with 40,000 fans in attendance, marking the largest crowd to see a Flames football game. The attendance figure significantly surpassing the previous school record of 26,374 in attendance in Liberty's 63-0 loss to Marshall on September 11, 1999.

Connecticut wasted little time getting on the scoreboard as the Huskies' Terry Caulley found an opening on the left side of the offensive line and scampered 34 yards to the endzone to give Connecticut a 7-0 lead with 12:15 left in the opening quarter.


Liberty managed to get inside Connecticut territory on the next drive thanks in part to a 41-yard pass play from Brock Farrel to Zach Terrell; however, the drive stalled at the UConn 36-yard line.

Later, the Huskies were able to convert on a third-and-long play with a 14-yard pass play to Larry Taylor, setting up a three-yard scoring run up the middle by Cornell Brockington on the following play to extend their advantage to 14-0 at the 4:57 mark of the first quarter.

Connecticut marched down the field on the first drive of the second quarter and capped off a seven-play, 81-yard drive as Matt Bonislawski completed a pass over the middle to Brandon Young. The wide-out made the acrobatic catch in the endzone for an 18-yard touchdown reception with 12:57 left before halftime.

The Huskies solidly mixed up their rushing and passing attack on their next drive to methodically march down the field and push the score to 28-0 with 5:42 left in the second. Bonislawski called his own number for a one-yard run up the middle to finish off a 13-play, 91-yard drive that ate up 4:40 on the clock.

On the ensuing kickoff, Rajive Otah mishandled the return, fumbling the ball back to the Huskies on the 15-yard line. However, Liberty's defense was able to



hold Connecticut to a 27-yard field goal by Matt Nuzie just 57 seconds later.

On their next drive, the Huskies made it 6-for-6 on scoring drives as a nine-yard slant pass by Bonislawski to Jason Williams with 17 seconds left gave Connecticut a 38-0 lead, marking the most points scored by the Huskies in a half at Rentschler Field.

The halftime break didn't seem to halt the Huskies' momentum as Connecticut took the opening kickoff of the second half and marched down the field as an eight-yard run up the middle by Brockington capped off a 10-play, 80-yard drive to push the score to 45-0 at the 11:06 mark.

On the fourth play of the ensuing drive, Farrel was sacked at the Flames' 17-yard line and fumbled the ball. Connecticut recovered the fumble and four plays later, Brockington took a hand-off from back-up quarterback D.J. Hernandez and found an opening up the middle on a two-yard touchdown run to extend the margin to 52-0 at the 7:34 mark.

The score remained the same until midway through the fourth quarter as Lou Allen capped off Connecticut's longest drive of the afternoon on the 14th play of the drive as the back-up running back ran six yards up the middle with 9:25 left in the contest, pushing the score to its final margin of 59-0.

The contest marked the 15th time in the history of the program that the Flames have been shutout and first since Liberty dropped a 63-0 decision to Western Carolina on November 3, 2001.

The Huskies rushed for five touchdowns on the afternoon, marking the first time they had accomplished the feat since moving to the Division I-A level.

### Statistical Summary

	1st	2nd	3rd	4th	Score
Liberty	0	0	0	0	0
Connecticut	14	24	14	7	59

#### First Quarter

- UCONN - Caulley 34 yard run (Nuzie kick)  
4 plays, 58 yards, TOP - 1:08
- UCONN - Brockington 3 yard run (Nuzie kick)  
8 plays, 64 yards, TOP - 3:30

#### Second Quarter

- UCONN - Young 18 yard pass from Bonislawski (Nuzie kick)  
7 plays, 81 yards, TOP - 2:53
- UCONN - Bonislawski 1 yard run (Nuzie kick)  
13 plays, 92 yards, TOP - 4:40
- UCONN - Nuzie 27 yard field goal  
4 plays, 6 yards, TOP - 1:03
- UCONN - Williams 9 yard pass from Bonislawski (Nuzie kick)  
11 plays, 64 yards, TOP - 2:11

#### Third Quarter

- UCONN - Brockington 8 yard run (Nuzie kick)  
10 plays, 8 yards, TOP - 3:54
- UCONN - Brockington 2 yard run (Nuzie kick)  
4 plays, 17 yards, Top - 1:31

#### Fourth Quarter

- UCONN - Allen 6 yard run (Vicidomino kick)  
14 plays, 73 yards, TOP - 7:43

#### Team Statistics

	LU	UCONN
First Downs	9	37
Total Plays-Yards	44-161	89-600
Rushes-Yards	28-29	62-376
Passing Yards	132	224
Comp-Att-Int	11-16-1	19-27-0
Return yards	78	7
Punts	6-246	1-33
Fumbles-Lost	4-3	1-0
Penalties	4-21	2-10
Time of Possession	22:48	37:12
Sacks	1-1	4-29

#### Individual Statistics

- Rushing - LU - Otah 4-24, Hamilton 8-13, Fluellen 4-8, Terrell 7-3, Jackson 1-(-1), Farrel 4-(-18); UCONN - Brockington 20-115 (3 TD), Allen 15-98 (1 TD), Caulley 9-71 (1 TD), Hernandez 3-42, Bonislawski 6-26 (1 TD), Barksdale 4-16, Taylor 1-11, Von Harten 1-3, Fogarty 1-(-2).
- Passing - LU - Farrel 6-11-1-100, Terrell, 5-5-0-32; UCONN - Bonislawski 18-25-0-217 (2 TD), Hernandez 1-2-0-7.
- Receiving - LU - Turner 3-33, Jackson 3-28, Terrell 1-41, Luck 1-13, Bolden 1-7, Otah 1-7, Hamilton 1-3; UCONN - Young 4-61 (1 TD), Williams 4-39 (1 TD), Caulley 3-21, McLean 2-33, Murray 2-31, Taylor 2-20, Brouse 1-15, Allen 1-4.
- Leading Tacklers - LU - Duke 19, Hursky 17, Moore 9; UCONN - Lansanah 8, Delston 7, Smith 5.

Attendance - 40,000

# 2005 Season in Review

## GAME THREE

**Youngstown State vs. Liberty**  
September 17, 2005  
Williams Stadium • Lynchburg, Va.

For just the second time in school history, the Flames suffered back-to-back shutout losses as Liberty fell 42-0 to Youngstown State at Williams Stadium after dropping a 59-0 decision to Connecticut the previous weekend.

The last time that Liberty failed to score a point in two-consecutive games was during the 1977 season when Liberty lost 53-0 to Lenoir-Rhyne on October 29 and 25-0 to second-ranked Ferrum the following weekend on November 5.

The game also marked the continuance of a scoreless streak by the Flames against the Penguins in Williams Stadium as Liberty led 3-0 after the first quarter against Youngstown State on September 27. However, after a one hour 45 minute lightning delay halted the game, the Penguins scored 34-unanswered points over the final three quarters to post a 34-3 victory in the last meeting in Lynchburg.


Youngstown State used four rushing plays by Monquantae Gibson to set up a deep pass down the far sideline by Tom Zetts to T.J. Peterson for a 66-yard scoring play to give the Penguins a 7-0 lead at the 5:47 mark of the first quarter.

The score remained the same until the second quarter when Youngstown State exploded for 21 points over the final 15 minutes of the first half, starting on a 72-yard interception return by Codera Jackson as the defensive back picked off a Zach Terrell screen pass and scampered down the field to extend the lead to 14-0.

After trading possessions over the next three drives, another deep pass from Zetts cost the Flames as Damain Wright caught a 43-yard pass with 3:38 left in the half to push the advantage to 21-0.

Following a three-and-out series, the Penguins made wise use of prime field possession as a quick six-play, 59-yard drive that took only 1:37 was capped by a 27-yard slant pass from Zetts to Jameson Evans, pushing Youngstown's lead to 28-0 at the intermission.

After holding the Penguins on their opening possession of the second half,



Liberty seemed to be marching down the field towards the endzone on its first drive of third quarter until a Brock Farrel pass over the middle was picked off by Mike Andrews, giving Youngstown State the ball.

And nine plays and 60 yards later, Zetts hooked up with his fourth different receiver for a touchdown pass as he completed a 10-yard sideline throw to the fullback who found the endzone with 3:25 left in the third quarter, lengthening the lead to 35-0.

The Penguins sealed the victory in the opening seconds of the fourth quarter as back-up quarterback Brock Smith was sacked and fumbled the ball on the Liberty 14-yard line. Two plays later, Jabari Scott found an opening up the middle for a 11-yard touchdown run to cap off the win.

Liberty seemed like it might snap its scoreless streak on the following possession as the Flames put together a drive that put Liberty inside the Penguins' red zone. However, Marcus Hamilton fumbled the ball on a fourth-and-goal play from the six yard line to seal the shutout victory for the visitors.

The Penguins made the most of their time with the ball on the evening as Liberty finished with a near 14 minute time of possession advantage (36:04 to 23:56); while the Flames finished with 69 total offensive plays to the Penguins 44 offensive plays.

Zetts was precise on the evening, completing 10-of-12 passed for 205 yards and four touchdowns, while the Flames used three different signal callers with Farrel finishing the game 18-for-28 for 164 yards, Terrell 3-for-5 for 12 yards and Smith was 0-for-3.

## Statistical Summary

	1st	2nd	3rd	4th	Score
Youngstown State	7	21	7	7	42
Liberty	0	0	0	0	0

### First Quarter

YSU - Peterson 66 yard pass from Zetts (Palmer kick)  
6 plays, 90 yards, TOP 2:43

### Second Quarter

YSU - Jackson 72 yard interception return (Palmer kick)  
0 plays, 72 yards  
YSU - Wright 43 yard pass from Zetts (Palmer kick)  
4 plays, 46 yards, TOP - 2:09  
YSU - Evans 27 yard pass from Zetts (Palmer kick)  
6 plays, 59 yards, TOP - 1:37

### Third Quarter

YSU - Edgerton 10 yard pass from Zetts (Palmer kick)  
9 plays, 60 yards, TOP - 5:12

### Fourth Quarter

YSU - Scott 11 yard run (Palmer kick)  
2 plays, 14 yards, TOP - 0:48

## Team Statistics

	YS	LU
First Downs	15	15
Total Plays-Yards	44-366	69-233
Rushes-Yards	32-161	33-57
Passing Yards	205	176
Comp-Att-Int	10-12-0	21-36-2
Return yards	100	134
Punts	4-160	5-210
Fumbles-Lost	1-0	5-1
Penalties	10-66	6-55
Time of Possession	23:56	36:04
Sacks	3-17	0-0

## Individual Statistics

Rushing - YSU - Gliatta 5-57, Reams 9-36, Gibson 9-28, Mason 4-18, Scott 4-16 (1 TD), Zetts 1-6; LU - Terrell 6-30, Hamilton 16-23, Ota 6-6, Farrel 2-4, Smith 2-(-3), Jackson 1-(-3).  
Passing - YSU - Zetts 10-12-0-205 (4 TD); Farrel 18-28-1-164, Terrell 3-5-1-12, Smith 0-3-0-0.  
Receiving - YSU - Evans 2-35 (1 TD), Smith 2-33, Ison 2-11, Peterson 1-66 (1 TD), Wright 1-43 (1 TD), Edgerton 1-10 (1 TD), Marshall 1-7.  
Leading Tacklers - YSU - Andrews 11, Brown 7, Wright 7; LU - Lancaster 11, Hursky 10, Moore 7.

Attendance - 5,479

# 2005 Season in Review



## GAME FOUR

**Liberty vs. (#16) William & Mary**  
September 24, 2005

Cary Field at Walter J. Zable Stadium  
• Williamsburg, Va.

For the third-straight game, the Flames failed to put any points on the scoreboard as 16th-ranked William & Mary racked up 635 yards of total offense propelling them to a 56-0 victory on Cary Field at Walter J. Zable Stadium in the Tribe's first home game of the season.

The last time the Flames were able to record a point was on a 27-yard field goal by Zacry Kolegue with 12:39 left in the fourth quarter of Liberty's season-opening victory over Concord on September 3.


The contest marked the first time in school history that Liberty was shutout in three-consecutive games and left Liberty's scoreless streak at 192:39, surpassing the previous school record of 139:50 set during the 1977 season.

William & Mary got on the scoreboard first in the contest as Elijah Brooks took a pitch from quarterback Mike Potts and found an opening on the right side of the field on a one-yard touchdown with 4:03 left in the first quarter. The 10-play, 69-yard drive was keyed by two third-down conversions and a 24-yard run by Joe Marianacci.

The Tribe added to its lead on its next possession as William & Mary capped off a 12-play, 72-yard drive that ate up 5:58 on the game clock as Potts faked a hand-off to Brooks and found Matt Trinkle open in the back of the endzone for a two-yard touchdown reception at the 12:16 mark of the second quarter, giving the Tribe a 14-0 lead.

Liberty moved the ball on its next drive and converted a fourth-and-inches play to get into Tribe territory. However, the Flames could not convert on a second fourth-and-inches play as a diving play by quarterback Brock Farrel fell just short on the far side of the field, giving William & Mary the ball back on downs.

Seven plays later, the Tribe was able to extent its lead as a one-yard run up the middle by Brooks finished off a 69-yard drive, pushing William & Mary's lead to 21-0 with 3:41 left in the first half.



The Flames once again advanced the ball deep into William & Mary territory on the ensuing drive as Farrel completed a 46-yard pass play to Lauren Williams; however, two plays later, Farrel's attempted pass to Zach Terrell on the outside was picked off by linebacker Ryan Nickell and returned 28 yards.

After a 39-yard sideline pass play to D.J. McAuley got the Tribe to the Flames' 16-yard line, Potts completed an outside 14-yard pass to Brooks who was able to find the endzone with 66 seconds left before the intermission, allowing the Tribe to head to the locker room with a 28-0 advantage.

William & Mary took the opening kick-off of the second half and methodically marched down the field as a one-yard run up the middle by Brooks gave the running back his fourth touchdown of the afternoon at the 7:06 mark of the third and capped off a grinding 15-play, 80-yard drive that took up 7:54 on the game clock.

The score remained the same until the 9:40 mark of the fourth quarter when William & Mary back-up quarterback Jacob Phillips rolled out and called his own number for a five-yard touchdown run, capping off a 10-play, 84-yard drive and pushing the Tribe's margin to 42-0.

The Tribe put the finishing touches on the afternoon later in the fourth quarter as Phillips found Elliott Mack open in the endzone on a 34-yard touchdown strike with 6:59 left to play in the contest, while five minutes later, Chris Taylor capped off a nine-play, 57-yard drive with a four yard run at the 1:29 mark to seal the victory.

### Statistical Summary

	1st	2nd	3rd	4th	Score
Liberty	0	0	0	0	0
(#16) William & Mary	7	21	7	21	56

#### First Quarter

WM - Brooks 1 yard run (Kuehn kick)  
10 plays, 69 yards, TOP - 4:03

#### Second Quarter

WM - Trinkle 2 yard pass from Potts (Kuehn kick)  
12 plays, 72 yards, TOP - 5:58  
WM - Brooks 1 yard run (Kuehn kick)  
7 plays, 69 yards, TOP - 3:41  
WM - Brooks 14 yard pass from Potts (Kuehn kick)  
3 plays, 55 yards, TOP - 0:52

#### Third Quarter

WM - Brooks 1 yard run (Kuehn kick)  
15 plays, 80 yards, TOP - 7:54

#### Fourth Quarter

WM - Phillips 5 yard run (Kuehn kick)  
10 plays, 84 yards, TOP - 3:19  
WM - Mack 34 yard pass from Phillips (Kuehn kick)  
5 plays, 58 yards, TOP - 2:16  
WM - Taylor 4 yard run (Kuehn kick)  
9 plays, 57 yards, TOP - 4:40

#### Team Statistics

	LU	WM
First Downs	7	35
Total Plays-Yards	47-145	92-635
Rushes-Yards	22-(-6)	64-335
Passing Yards	151	300
Comp-Att-Int	10-25-2	22-28-0
Return yards	127	75
Punts	8-325	0-0
Fumbles-Lost	0-0	1-1
Penalties	2-10	1-10
Time of Possession	19:03	40:57
Sacks	0-0	4-33

#### Individual Statistics

Rushing - LU - Hamilton 3-10, Otah 6-9, Smith 2-(-3), Terrell 4-(-4), Farrel 7-(-18); WM - Brooks 22-102 (3 TD), Viola 12-85, Marianacci 2-53, Holmes 13-52, Corey, 6-18, Phillips 3-16, Potts 3-7, Taylor 1-4.  
Passing - LU - Farrel 7-13-1-126, Smith 2-9-1-21, Terrell 1-3-0-4; WM - Potts 19-25-0-226 (2 TD), Phillips 3-3-0-74 (1 TD).  
Receiving - LU - Terrell 3-35, Williams 2-60, Turner 2-22, Hamilton 2-8, Jackson 1-26; WM - Nicholas 8-110, Brooks 3-43 (1 TD), McAulay 2-49, Lustig 2-19, Trinkle 2-18 (1 TD), Bratton 2-15, Mack 1-34 (1 TD), Holmes 1-6, Marianacci 1-6.  
Leading Tacklers - LU - Hursky 10, Kemp 9, Turner 9; WM - Rutter 7, Nickell 5, Watson 5.

Attendance - 11,741

# 2005 Season in Review

## GAME FIVE

### VMI vs. LIBERTY

October 1, 2005 (Homecoming)

Williams Stadium • Lynchburg, Va.

Liberty snapped its three-game scoreless streak, but wasn't able to post a Homecoming game victory as VMI held on to down the Flames, 10-7, in front of 11,263 fans at Williams Stadium in both squad's Big South opener.

Neither team could gain much of an advantage during the first quarter as the longest drive of the first 15 minutes was a 14-play drive midway through the quarter. The drive saw Liberty's quarterback Brock Farrel sacked at midfield, forcing the Flames to punt.

The battle continued until VMI's first drive of the second quarter when Keydet quarterback Jonathan Wilson called his own number and evaded several defenders. The signal caller put the day's first points on the scoreboard with a 34-yard scamper up the middle, giving the Keydets a 7-0 lead with 8:54 left before halftime.

On the ensuing drive, Liberty momentarily found the endzone on a three-yard run to the right side of the field by Marcus Hamilton; however, the Flames were whistled for holding on the play, negating the score.

Three plays later, Farrel's pass over the middle was picked off by linebacker Justin Huggard and returned 22 yards, furthering the Flames' scoreless streak. And the visitors took advantage of the turnover as 11 plays later, Barrett Way connected on a 33-yard field goal with 23 second left before the intermission, allowing the Keydets to head into the locker room with a 10-0 lead.

On the first drive of the second half, the Flames were able to score for the first time since the opening minutes of the fourth quarter against Concord on September 3, snapping Liberty's 227 minute and nine second scoreless streak. Hamilton was able to find the endzone again without a flag on a three-yard rush up the middle at the 10:33 mark of the third quarter.

The two teams continued to trade possessions back and forth, including five-straight three-and-out series in the fourth quarter. Finally, the Flames



started to mount an offensive attack on a drive that started with 5:17 left on the clock and was keyed by a 23-yard reception by Wynton Jackson, followed by a 28 yard pass play from Farrel to Brandon Turner, giving Liberty the ball on the VMI 14-yard line.

Liberty managed to advance the ball just inside the 10-yard line, but wasn't able to get a new set of downs, meaning the Flames would have to settle for a field goal attempt.

However, Zacry Kolegue, whose only game action since the season-opener was on the extra point earlier in the day midway through the third quarter due the Flames' scoreless streak, missed the potential game-tying 28-yard field goal attempt as his kick hit the far side upright with 47 seconds left in the contest. The Keydets then were able to wind down the clock to pick up the victory.

The loss marked Liberty's first Homecoming loss since the Flames dropped a 31-21 decision to Gardner-Webb in 2002, while marking the team's 11th Homecoming loss in 33 years. However, Liberty continued a streak of thrilling match-ups with the Keydets at Williams Stadium which included the Flames' thrilling fourth quarter comeback with four rushing touchdowns in the final period to record a 31-28 in their last meeting in Lynchburg on October 4, 2003.

The two teams finished the game very evenly matched as Liberty outgained VMI by just 28 yards, 273 to 245, while the two squads finished with a mere 48 second time of possession differential (30:24 to 29:36 VMI advantage).

### Statistical Summary

	1st	2nd	3rd	4th	Score
VMI	0	10	0	0	10
Liberty	0	0	7	0	7

### Second Quarter

VMI - Wilson 34 yard run (Way kick)  
12 plays, 90 yards, TOP - 5:29

### Third Quarter

LU - Hamilton 3 yard run (Kolegue kick)  
9 plays, 65 yards, TOP - 4:20

### Team Statistics

	VMI	LU
First Downs	14	18
Total Plays-Yards	62-245	66-273
Rushes-Yards	41-125	40-64
Passing Yards	120	209
Comp-Att-Int	14-21-0	17-26-2
Return yards	86	97
Punts	8-297	6-226
Fumbles-Lost	1-0	2-0
Penalties	9-63	8-72
Time of Possession	30:24	29:36
Sacks	3-26	1-5

### Individual Statistics

Rushing - VMI - Jackson 16-65, Royster 13-44, Wilson 8-23 (1 TD), Price 16, Maleski 2-4; LU - Otah 16-42, Hamilton 9-27 (1 TD), Bolden 1-13, Greiser 2-0, Fluellen 2-0, Terrell 2-(-2), Farrel 8-(-16).  
Passing - VMI - Wilson 14-21-0-120; LU - Farrel 17-25-2-209, Terrell 0-1-0-0.  
Receiving - VMI - Burden 5-43, Jackson 2-36, Price 2-20, Royster 2-3, Lloyd 1-17, Fox 1-1, Gilliland 1-0; LU - Turner 6-85, Jackson 4-46, Fluellen 2-19, Luck 2-8, Williams 1-30, Otah 1-11, Hamilton 1-10.  
Leading Tacklers - VMI - Huggard 14, Green 11, Baldwin 9; LU - Rojas 13, Kemp 11, Stokes 9.

Attendance - 11,263

# 2005 Season in Review



## GAME SIX

**Chattanooga vs. Liberty**  
 October 8, 2005  
 Williams Stadium • Lynchburg, Va.

Esteban Lopez connected on a 29-yard field goal as time expired to lift visiting Chattanooga to a thrilling 24-21 victory over Liberty at Williams Stadium.

The contest marked the best offensive output of the season for the Flames as Liberty racked up 412 yards of total offense, including an impressive 300 yards on the ground, while the Flames scored their first first-half points of the season.

After a three-and-out series to start off the game, the Flames were forced to punt; however, T.T. Harper could not handle the kick, fumbling the ball at the UTC 32-yard line where Patrick Calvary was able to recover the miscue.


Five plays later, Liberty made the most of the opportunity as Zach Terrell took a handoff and found the endzone on a three-yard scamper off the left side, giving the Flames a 7-0 lead with 11:54 left in the first quarter, marking Liberty's quickest score of the season.

However, Chattanooga counter on the ensuing drive as the Mocs were able to march down the field and cap off an eight-play, 60-yard drive with a nine-yard play action pass from Antonio Miller to Lironnie Davis to knot the game at 7-7 with 9:02 left in the opening period.

The score remained the same for the rest of the first half; however, both teams had legitimate scoring opportunities as Zacry Kolegue had a 38-yard field goal attempt blocked by Greg McConico on the second to last play of the first quarter, while Kevin Moon picked off a Miller pass on the Flames' 26-yard line with 2:22 left before the intermission.

The Mocs took their first lead of the evening on the opening drive of the second half as Davis found an opening on the left side and evaded several defenders on a 20-yard touchdown run to finish off a 13-play, 80-yard opening half drive.

But the Flames quickly answered back on a 42-yard run up the middle by Terrell followed by a 17-yard run by Brock Farrel got Liberty into the red zone where Terrell scored his second rushing touchdown of the evening on a six-yard run over the right tackle to knot the score at 14-14 with 7:49 left in the third quarter.



Both team's defenses held strong over the next 15 minutes until the Flames used 10-consecutive rushing plays to set up an 11-yard touchdown pass play from Farrel to tight end Chris Luck over the middle, giving Liberty a 21-14 lead with 5:20 left on the game clock.

However, the Mocs once again answered back as Chattanooga marched 65 yards down the field on nine plays, including a one-yard run up the middle by Eldra Buckley for a touchdown with 2:13 left in the contest to tie the game at 21-21.

Liberty failed to move the chains on its ensuing drive and was forced to punt as Noah Crouch booted a 43-yard punt to pin the Mocs at their own 25-yard line with just 60 seconds left in regulation.

After a 16-yard screen pass from Miller to Buckley, Miller found Buckley open again for just a three-yard gain; however, the Flames were whistled for a 15-yard roughing the passer penalty, giving the Mocs the ball at the Liberty 40-yard line.

After holding Chattanooga on the next two plays, Miller was able to find Emanuel Hassell open for a 26-yard gain on third-and-eight as the wide receiver was able to catch the pass despite double coverage by the Flames, giving Chattanooga the ball on the Flames' 12-yard line with just four ticks left on the clock.

And after a series of timeouts by both teams, Lopez was able to send the game-winning 29-yard field goal through the uprights as the clock expired, giving the visitors the victory.

### Statistical Summary

	1st	2nd	3rd	4th	Score
Chattanooga	7	0	7	10	24
Liberty	7	0	7	7	21

#### First Quarter

LU - Terrell 3 yard run (Kolegue kick)  
 5 plays, 30 yards, TOP - 2:03  
 UTC - Davis 9 yard pass from Miller (Lopez kick)  
 8 plays, 60 yards, TOP - 2:48

#### Third Quarter

UTC - Davis 20 yard run (Lopez kick)  
 13 plays, 80 yards, TOP - 5:44  
 LU - Terrell 6 yard run (Kolegue kick)  
 5 plays, 65 yards, TOP - 1:27

#### Fourth Quarter

LU - Luck 11 yard pass form Farrel (Kolegue kick)  
 11 plays, 83 yards, TOP - 5:46  
 UTC - Buckley 1 yard run (Lopez kick)  
 9 plays, 65 yards, TOP - 3:07  
 UTC - Lopez 29 yard field goal  
 7 plays, 63 yards, TOP - 1:00

#### Team Statistics

	UTC	LU
First Downs	27	19
Total Plays-Yards	76-424	69-412
Rushes-Yards	41-245	44-300
Passing Yards	179	112
Comp-Att-Int	21-35-1	13-25-0
Return yards	39	83
Punts	4-136	4-168
Fumbles-Lost	2-1	2-1
Penalties	6-65	9-103
Time of Possession	31:18	28:42
Sacks	1-4	0-0

#### Individual Statistics

Rushing - Buckley 21-111 (1 TD), Davis 15-98 (1 TD), Miller 5-28, Morris 0-8; LU - Terrell 32-241 (2 TD), Fluellen 8-41, Farrel 3-22, Williams 1-(-4).  
 Passing - Miller 21-35-1-179 (1 TD); LU - Farrel 13-25-0-112 (1 TD).  
 Receiving - Hassell 8-81, Davis 5-48 (1 TD), Buckley 3-28, Gilmore 3-13, Barber 1-8, Johnson 1-1; LU - Luck 3-48 (1 TD), Turner 2-17, Fluellen 2-8, Terrell 2-8, Williams 2-3, Bolden 1-14, Jackson 1-14.  
 Leading Tacklers - UTC - McCowan 9, Phillips 8, White 8; LU - Rojas 13, Estes 10, Lancaster 9.  
 Rushing - Buckley 21-111 (1 TD), Davis 15-98 (1 TD), Miller 5-28, Morris 0-8; LU - Terrell 32-241 (2 TD), Fluellen 8-41, Farrel 3-22, Williams 1-(-4).  
 Passing - Miller 21-35-1-179 (1 TD); LU - Farrel 13-25-0-112 (1 TD).  
 Receiving - Hassell 8-81, Davis 5-48 (1 TD), Buckley 3-28, Gilmore 3-13, Barber 1-8, Johnson 1-1; LU - Luck 3-48 (1 TD), Turner 2-17, Fluellen 2-8, Terrell 2-8, Williams 2-3, Bolden 1-14, Jackson 1-14.  
 Leading Tacklers - UTC - McCowan 9, Phillips 8, White 8; LU - Rojas 13, Estes 10, Lancaster 9.

Attendance - 3,683

# 2005 Season in Review

## GAME SEVEN

### Towson vs. Liberty

October 15, 2005

Williams Stadium • Lynchburg, Va.

This game marked the renewal of an old rivalry between the Tigers and the Flames and for the first time in the last seven meetings, Towson was able to walk away with a victory as the Tigers used a balanced offensive attack for to a 38-17 win over Liberty at Williams Stadium.

The contest marked the tenth time the two teams met on the gridiron, but the first since the 1992 season when the Flames picked up their sixth-straight win over the Tigers in a 16-14 victory in Towson, Md.


Liberty got on the scoreboard first in the contest as the Flames took the opening drive and capitalized on two Tiger penalties, including an offside call on a missed 32-yard field goal attempt by Zacry Kolegue. The miscue gave the sophomore another attempt five yards closer and the placekicker made good on the opportunity as his 27-yarder, sailed through the upright to give Liberty a 3-0 edge with 12:46 left in the first quarter.

Towson quickly answered back on the ensuing drive as Nick Williams found an opening on the left side of the line and rushed 45 yards, giving the Tigers the ball in prime field position. Kerry Miles later capped off an eight-play, 80 yard drive with a one-yard dive play over the goal line at the 9:32 mark to take a 7-3 lead.

The two teams committed a few mistakes over the next several plays, resulting in turnovers as Patrick Calvary picked off a Sean Schaefer at the Liberty four-yard line to halt a Tiger scoring drive, while George Mitchell forced Brock Farrel to fumble the ball to give Towson the ball on the Liberty nine-yard line. Two plays later, Towson took advantage of the miscue as Schaefer completed an 11-yard play action pass to Demetrius Harrison to give the Tigers a 14-3 lead at the 12:25 mark of the second quarter.

On the following drive, the Flames committed another turnover as Zach Terrell fumbled the ball on the snap from center. Carlos Allen recovered the miscue to give the Tigers the ball on the Liberty 26-yard line.

Four plays later, Miles took a hand off



from Schaefer and found an opening up the middle for an eight-yard touchdown run, pushing the lead to 21-3 with 9:11 left before halftime.

Liberty trimmed the lead to 11 points on the following drive as the Flames used four rushing plays by Terrell to set up a deep 47-yard touchdown pass from Farrel to Wynton Jackson, the longest touchdown reception of the sophomore's career, to cut the lead to 21-10 at the 5:47 mark.

However, the Tigers were able to tack on three more points as they methodically marched down the field on the longest drive of the evening. Towson capped off a 15-play, 58 yard drive with a 39-yard field goal by Ron Halbruner with 13 seconds before the intermission, giving Towson a 24-10 lead at the break.

The Tigers extended their advantage on the opening drive of the second half as Schaefer dropped back to pass on the 12th play of the drive and with no open receivers, but found an opening in the line and rushed 11 yards for the touchdown, extending Towson's lead to 31-10 with 8:12 left in the third quarter.

The score remained the same until the first play of the fourth quarter as Williams capped off a 12-play, 84 yard drive with a one-yard run up the middle to give the Tigers a comfortable 38-10 lead.

Liberty was able to slightly cut into the advantage on its next drive as Marcus Hamilton took a hand off from Farrel and found an opening on the left side of the field for a seven-yard touchdown run at the 12:37 mark, but that was all the Flames would muster in the final quarter.

### Statistical Summary

	1st	2nd	3rd	4th	Score
Towson	7	17	7	7	38
Liberty	3	7	0	7	17

#### First Quarter

LU - Beasley 27 yard field goal  
6 plays, 41 yards, TOP - 2:14

TOWSON - Miles 1 yard run  
(Halbruner kick)

8 plays, 80 yards, TOP - 3:14

#### Second Quarter

TOWSON - Harrison 11 yard pass from Schaefer  
(Halbruner kick)

2 plays, 9 yards, TOP - 0:53

TOWSON - Miles 8 yard run (Halbruner kick)  
4 plays, 26 yards, TOP - 1:50

LU - Jackson 46 yard pass from Farrel (Kolegue kick)

8 plays, 88 yards TOP - 3:16

TOWSON - Halbruner 39 yard field goal  
15 plays, 58 yards, TOP - 5:28

#### Third Quarter

TOWSON - Schaefer 11 yard run (Halbruner kick)  
12 plays, 80 yards, TOP - 6:48

9 plays, 60 yards, TOP - 5:12

#### Fourth Quarter

TOWSON - Williams 1 yard run (Halbruner kick)  
13 plays, 84 yards, TOP - 4:02

LU - Hamilton 7 yard run (Kolegue kick)  
12 plays, 80 yards, TOP - 2:19

#### Team Statistics

	TOWSON	LU
First Downs	27	22
Total Plays-Yards	80-465	57-282
Rushes-Yards	45-227	32-97
Passing Yards	238	135
Comp-Att-Int	23-35-1	13-25-0
Return yards	16	104
Punts	1-36	3-117
Fumbles-Lost	0-0	3-2
Penalties	9-71	3-40
Time of Possession	38:50	21:10
Sacks	4-31	0-0

#### Individual Statistics

Rushing - TOWSON - Williams 18-72 (1 TD), King 10-61, Miles 9-43 (2 TD), Lee 2-14, Brown 3-14, Goldbeck 2-12, Schaefer 1-11; LU - Terrell 19-91, Hamilton 3-12 (1 TD), Farrel 9-(6).

Passing - TOWSON - Schaefer 21-32-1-230 (1 TD), Goldbeck 2-3-0-8; LU - Farrel 13-25-0-185 (1 TD)

Receiving - TOWSON - Brown 5-82, Lee 5-59, Arnold 4-29, Brown 2-31, Harrison 2-18 (1 TD), Williams 2-3, Collins 1-6, Perry 1-6, King 1-4; LU - Terrell 5-63, Turner 5-49, Williams 2-27, Jackson 1-46 (1 TD).

Leading Tacklers - TOWSON - Webb 12, Ryan 8, Scott 5; LU - Lancaster 13, Rojas 13, Duke 13.

Attendance - 3,033

# 2005 Season in Review



## GAME EIGHT

**(#14) Coastal Carolina vs. Liberty**  
**October 22, 2005**  
 Williams Stadium • Lynchburg, Va.

A five-yard touchdown run by Aundres Perkins in the third overtime period proved to be the difference as 14th-ranked Coastal Carolina posted a 27-21 victory over Liberty at Williams Stadium.


Solid defensive efforts on the parts of both teams kept the game close throughout the contest with Liberty getting on the scoreboard first. Senior Brock Farrel called his own number on a one-yard run up the middle with 33 seconds left in the first quarter to give Liberty the 7-0 lead. With :52 remaining in the half, back-to-back pass plays over the middle got the Chanticleers inside the 10-yard line; however, the Flames defense held as Coastal Carolina had to settle for a field goal. Josh Hoke connected on a 25-yarder with time expiring in the first half, allowing Liberty to hold a 7-3 edge at the intermission.

Later in the third quarter, the Flames defense held once again and forced the Chanticleers to settle for another three points with Hoke nailing a 27-yard field goal at the 3:33 mark of the third quarter to trim the lead to 7-6.

However, unlike the first three quarters, the two teams combined for 29 points in the final quarter to make things interesting. The Flames got the scoring started as Farrel evaded several potential tacklers and found fellow senior Lauren Williams open downfield on a career-best 68-yard touchdown reception to give Liberty a 14-6 lead with 8:15 left in regulation.

The Chanticleers quickly answered back on the first play of the ensuing drive as Thigpen found Santini Washington open for a 55-yard gain. Four plays later, Perkins rushed up the middle for a three-yard touchdown, while Thigpen completed the two-point conversion to knot the score at 14-14 with 6:28 left in the fourth.

The Flames were forced to punt on their next possession, giving the Chanticleers the ball at their own 42-yard line with just over three minutes left to play. However, all that Coastal Carolina would need was 10 seconds to gain the lead as Thigpen connected on a 58-yard touchdown pass to Jerome Simpson on the first play of the drive.



However, the senior members of the Flames' squad, who were playing in their final game at Williams Stadium, wouldn't let their home careers end just yet. Farrel completed 5-of-5 pass attempts and rushed for another 17 yards, including a two-yard touchdown run on fourth-and-goal with 32 seconds left to tie the game, 21-21, at the end of regulation.

In the first overtime, both teams' kickers missed 40-plus yard field goal attempts as Hoke's 45-yard attempt hit the right upright, while Ben Beasley's 42-yard attempt fell just short, leaving the game tied after the first overtime period.

On the second play of the next overtime period, Farrel completed a pass to Wynton Jackson; however, the wideout fumbled the ball and Simpkins recovered the miscue, giving the Chanticleers the chance to seal the victory. However, Coastal Carolina could only advance the ball a few yards, leaving Hoke with a 37-yarder to seal the win, but the kicker missed his second-straight attempt with this one sailing wide left to send the game into the third overtime session.

On Coastal's fourth play of the next drive, Perkins rushed up the middle for a five-yard score, giving the Chanticleers a 27-21 edge after a failed two-point conversion.

The Flames seemed like they were going to answer back as a 16-yard pass play to Brandon Turner and an eight-yard run by Terrell gave Liberty the ball on the one-yard line. But the Chanticleers' defense stepped up on a Farrel attempt up the middle enough and after a five-yard false start penalty set Liberty back, Farrel was instead almost sacked and attempted to throw the ball away, but his pass was intercepted in the endzone by Quinton Teal to give the Chanticleers the victory.

### Statistical Summary

	1st	2nd	3rd	4th	OT(3)	Score
Coastal Carolina	0	3	3	15	6	27
Liberty	7	0	0	14	0	21

#### First Quarter

LU - Farrel 1 yard run (Kolegue kick)  
 4 plays, 15 yards, TOP - 2:04

#### Second Quarter

CCU - Hoke 25 yard field goal  
 5 plays, 21 yards, TOP - 0:56

#### Third Quarter

CCU - Hoke 27 yard field goal  
 12 plays, 37 yards, TOP - 4:36

#### Fourth Quarter

LU - Williams 68 yard pass from Farrel (Kolegue kick)

4 plays, 80 yards, TOP - 1:37  
 CCU - Perkins 3 yard run (Thigpen pass to Thigpen)

5 plays, 73 yards, TOP - 1:40  
 CCU - Simpson 58 yard pass from Thigpen (Hoke kick)

1 play, 58 yards, TOP - 0:10  
 LU - Farrel 2 yard run (Kolegue kick)  
 10 plays, 82 yards, TOP - 2:35

#### 3<sup>rd</sup> Overtime

CCU - Perkins 5 yard run (Thigpen pass failed)  
 4 plays, 25 yards

#### Team Statistics

	CCU	LU
First Downs	18	21
Total Plays-Yards	74-406	80-389
Rushes-Yards	43-165	52-165
Passing Yards	241	224
Comp-Att-Int	15-31-0	19-28-2
Return yards	104	23
Punts	6-223	6-204
Fumbles-Lost	3-2	2-1
Penalties	11-107	7-45
Time of Possession	27:45	32:15
Sacks	0-0	0-0

#### Individual Statistics

Rushing - CCU - Hall 20-81, Perkins 10-40 (2 TD), Sitton 7-21, Thigpen 5-15, Robinson 1-8; LU - Farrel 22-92 (2 TD), Terrell 18-46, Hamilton 6-22, Greiser 5-8, Jackson 1(-3).  
 Passing - CCU - Thigpen 15-31-0-241 (1 TD); LU - Farrel 18-26-2-218 (1 TD), Terrell 1-2-0-6.  
 Receiving - CCU - Washington 4-66, Noble 3-52, Farley 2-37, Simpson 1-58 (1 TD), Carson 1-11, Williams 1-10, Sitton 1-3, Greene 1-3, Hall 1-1; LU - Turner 5-47, Williams 4-92 (1 TD), Terrell 4-31, Luck 3-16, Jackson 2-41, Hamilton 1(-3).  
 Leading Tacklers - CCU - Leath 15, Simpkins 12, Steele 12; LU - Moore 15, Rojas 10, Duke 10.

Attendance - 2,185

# 2005 Season in Review

## GAME NINE

**Liberty vs. Gardner-Webb**  
 October 29, 2005  
 Spangler Stadium • Boiling Springs, N.C.

The Flames racked up a season-high 479 yards offense and scored 13 of their 16 points in the fourth quarter, but their rally fell just short as homestanding Gardner-Webb held on for a 21-16 Big South Conference victory over Liberty at Spangler Field.

Liberty got on the scoreboard first as the Flames put together a 12-play, 76-yard drive that ate up 6:24 on the game clock and was capped off by a 20-yard field goal by Ben Beasley to give the Flames a 3-0 edge. The drive was highlighted by a 25-yard pass play from Brock Smith to Brandon Turner over the middle of the field to get the Flames into the red zone.


Later, the Bulldogs marched down the field and got to the Liberty two-yard line after a 29-yard run up the middle by Kelvin German; however, the running back's number was called again on the next play and he coughed the ball up in the endzone which Liberty recovered to halt the scoring threat.

On the first drive of the second quarter, the Bulldogs were able to find the scoreboard and take their first lead of the evening as Nick Roberts scrambled for a 21-yard gain on a third-and-four play to keep the drive alive and got to the Flames five-yard line.

Two plays later, Roberts found Duvaughn Flagler in the corner of the endzone as the receiver was able to leap over a defending Patrick Calvary for a five-yard touchdown reception. The play finished a 12-play, 74-yard drive that took 5:20 and gave Gardner-Webb a 7-3 lead with 12:08 left to play in the second quarter.

The score remained the same until late in the second quarter as Smith fumbled the ball at his own 37-yard line and nine plays and 67 yards later, German rushed over the right tackle for a two-yard score with 1:56 left before intermission, giving Gardner-Webb a 14-3 advantage at the break.

Two key third-down conversions kept the drive alive as Aaron Richardson caught a pass over the middle and gained 40 yards on the catch, while Kory Alston caught another ball over the mid-



dle on third-and-five for 10 yards and got the Bulldogs inside the Flames' 10-yard line.

The Bulldogs further extended their lead on the opening drive of the second half as Gardner-Webb methodically marched 65 yards down the field and scored on a six-yard run up the middle by German to finish off a seven-play drive and push the lead to 21-3 at the 12:07 mark.

The Flames picked up their first touchdown on the evening on their first drive of the fourth quarter as back-to-back passes from Smith to Brandon Turner trimmed the lead to 21-10 with 12:31 left in the contest.

The first play to Turner was a 25-yard catch on third-and-10, while the sophomore wideout was wide open on the near sideline on the following play for a 34-yard touchdown reception, capping off a quick six-play, 76-yard drive that took only 1:42 off the clock.

Liberty once again put points on the scoreboard in a hurry as a one-yard run up the middle by Marcus Hamilton cut the lead to 21-16 with 7:34 left on the clock. The five-play, 60-yard drive was highlighted by a 58-yard reception by Turner, a new career long reception for the wideout.

With just over two minutes on the clock, the Flames called on Hamilton for three-straight draw plays up the middle and advanced the ball to mid-field, but Smith attempted on the next play to drop back and slipped for a seven-yard sack. On the ensuing play, Smith was hassled by several rushing defenders and threw the ball deep down field to tight end Chris Luck, but linebacker Jonathan Little stepped in front of the pass and intercepted it, ending the threat and the game.

### Statistical Summary

	1st	2nd	3rd	4th	Score
Liberty	3	0	0	13	16
Gardner-Webb	0	14	7	0	21

#### First Quarter

LU - Beasley 20 yard field goal  
 12 plays, 76 yards, TOP - 6:24

#### Second Quarter

GWU - Flagler 5 yard pass from Roberts (Smith kick)  
 14 plays, 74 yards, TOP - 5:20  
 GWU - German 1 yd run (Smith kick)  
 9 plays, 67 yards TOP - 4:48

#### Third Quarter

GWU - German 6 yd run (Smith kick)  
 7 plays, 65 yards TOP - 2:53

#### Fourth Quarter

LU - Turner 34 yard pass from Smith (Beasley kick)  
 6 plays, 76 yards, TOP - 1:42  
 LU - Hamilton 1 yard run (Hamilton rush failed)  
 5 plays, 60 yards, TOP - 2:34

#### Team Statistics

	LU	GWU
First Downs	20	21
Total Plays-Yards	71-479	74-395
Rushes-Yards	30-157	50-228
Passing Yards	322	167
Comp-Att-Int	25-41-1	16-24-0
Return yards	47	56
Punts	5-202	6-229
Fumbles-Lost	1-1	1-1
Penalties	9-90	5-46
Time of Possession	28:52	30:28
Sacks	2-15	2-15

#### Individual Statistics

Rushing - LU - Terrell 18-128, Hamilton 5-21 (1 TD), Fluellen 2-10, Greiser 1-6, Farrel 1-1, Smith 3-(-9); GWU - German 22-116 (2 TD), Roberts 12-56, Boston 11-36, Pressley 4-20.  
 Passing - LU - Smith 17-26-1-261 (1 TD), Farrel 8-15-0-61; GWU - Roberts 16-24-0-167 (1 TD).  
 Receiving - LU - Luck 8-66, Turner 7-178 (1 TD), Jackson 6-47, Williams 3-27, Terrell 1-4; GWU - Flagler 5-30 (1 TD), Alston 3-49, Gaines 2-16, Boston 2-15, Pressley 2-14, Richardson 1-40, German 1-3.  
 Leading Tacklers - LU - Moore 10, Kemp 9, Rojas 9; GWU - Johnston 13, Cooke 12, Pavelko 11.

Attendance - 2,100

# 2005 Season in Review



## GAME TEN

**Liberty vs. Charleston South**  
November 12, 2005  
CSU Stadium • Charleston, S.C.

The Buccaneers rallied from a 12-point fourth quarter deficit to pick up a monumental 31-30 victory over Liberty at CSU Stadium to put the Buccaneers into position to challenge for the Big South title the last weekend of the season.

Charleston Southern wasted little time getting on the scoreboard as the Buccaneers took the opening drive of the contest downfield and capped off a nine-play, 53-yard drive with a four-yard touchdown run. Colin Drafts called his own number up the middle to give CSU a 7-0 lead at the 10:43 mark of the first quarter.

After a Buccaneers' three-and-out series in the first quarter that saw Charleston Southern lose a yard, the Flames' punt coverage team was able to get through the line and Pat Dickerson blocked Nick Ellis' punt out the back of the endzone for a safety, marking Liberty's first blocked punt for a safety since Erick Harris blocked a Kentucky Wesleyan attempted punt out the endzone on September 20, 2003.

After a three-and-out series by the Flames, the Buccaneers quickly answered back as Maurice Price caught a pass on the outside and found a hole for a 73-yard touchdown reception to give the Buccaneers a 15-2 lead with 2:51 left in the opening quarter.

On the next drive, Liberty pieced together a seven-play, 80-yard scoring drive which ended with a 64-yard touchdown pass from Brock Smith to Wynton Jackson. Smith avoided two would-be sackers on a third-and-20 play and found the wideout open on the run to cut the lead to 15-9 with 25 seconds left in the opening quarter.

The score remained the same until late in the second quarter when Smith once again took the Flames downfield 80 yards by completing 7-of-9 pass attempts on the 14-play drive, including a 12-yarder to Brandon Turner in the near corner of the endzone with 37 second left before intermission, giving Liberty a 16-15 lead at the break.

The Flames extended their lead on the opening drive of the third quarter as Liberty took the ball and marched 65 yards downfield on nine plays, including a 34-yard touchdown pass from Smith to



Wynton Jackson to push the Flames' lead to 23-15 at the 10:30 mark.

The Buccaneers trimmed the lead slightly late in the third quarter as Ellis capped off a 10-play, 55-yard drive with a 20-yard field goal with 39 seconds in the period to cut the lead to 23-18. However, the Flames quickly answered back on the ensuing drive as Liberty marched down the field 79 yards in just eight plays and 3:30. Rod Fluellen picked up his first career touchdown on a one-yard scamper to give Liberty a 30-18 cushion with just 12:09 left to play in the contest.

After a fourth down conversion on Charleston Southern's next drive, full-back Robert Adams found an opening for a seven-yard touchdown run at the 9:57 mark to cut the lead to 30-25.

The ensuing kickoff pinned the Flames on their own two-yard line and Liberty was only able to advance the ball 20 yards on the following six plays before punting the ball away to Charleston Southern who took over possession on their own 45-yard line at the 6:39 mark.

After a successful drive saw the Buccaneers' drive to the Flames' six yard line on their next possession, the Flames were whistled for pass interference in the endzone, giving the home team a new set of downs.

The Flames drove the Buccaneers back eight yards on the next three plays to force another fourth-down situation, but this time Drafts was able to find Price open for a 10-yard scoring strike to give Charleston Southern a 31-30 advantage after a failed two-point conversion.

With just 70 seconds left in the ballgame, the Flames attempted one last drive but a Smith pass to Jackson deep into Buccaneers territory that could have put the Flames in field goal range slipped through the fingers of the wideout to end the contest.

## Statistical Summary

	1st	2nd	3rd	4th	Score
Liberty	9	7	7	7	30
Charleston Southern	15	0	3	13	31

### First Quarter

CSU - Drafts 4 yard run (Ellis kick)  
9 plays, 53 yards, TOP - 4:17

### LU - Safety

CSU - Price 73 yard pass from Drafts (Price pass from Drafts)

4 plays, 88 yards, TOP - 1:03

LU - Jackson 64 yard pass from Smith (Kolegue kick)

7 plays, 80 yards, TOP - 2:26

### Second Quarter

LU - Turner 12 yard pass from Smith (Kolegue kick)

14 plays, 80 yards, TOP - 6:01

### Third Quarter

LU - Jackson 34 yard pass from Smith (Kolegue kick)

9 plays, 65 yards, TOP - 3:30

CSU - Ellis 20 yard field goal

10 plays, 55 yards, TOP - 4:04

### Fourth Quarter

LU - Fluellen 1 yard run (Kolegue kick)

8 plays, 79 yards, TOP - 3:30

CSU - Adams 7 yard run (Ellis kick)

9 plays, 65 yards, TOP - 2:12

CSU - Price 10 yard pass from Drafts (Copeland rush failed)

13 plays, 55 yards, TOP - 5:29

## Team Statistics

	LU	CSU
First Downs	25	23
Total Plays-Yards	74-410	69-355
Rushes-Yards	43-95	36-96
Passing Yards	315	259
Comp-Att-Int	20-31-0	22-33-0
Return yards	87	83
Punts	4-132	3-54
Fumbles-Lost	1-1	1-1
Penalties	10-80	6-60
Time of Possession	31:02	28:58
Sacks	3-22	2-5

## Individual Statistics

Rushing - LU - Terrell 27-82, Fluellen 10-19 (1 TD), Smith 5-1, Bolden 1-(-7); CSU - Drafts 17-35 (1 TD), Copeland 15-34, Adams 3-25 (1 TD), Harper 1-2.  
Passing - LU - Smith 20-31-0-315 (3 TD); CSU - Drafts 21-32-0-244 (2 TD), Bryant 1-1-0-15.  
Receiving - LU - Turner 6-66 (1 TD), Bolden 6-66, Luck 5-71, Jackson 2-98, Fluellen 1-14; CSU - Price 13-171 (2 TD), Murry 3-35, Logan 2-14, Rucks 1-17, Meers 1-12, Copeland 1-10, Adams 1-0.  
Leading Tacklers - LU - Rojas 8, Horn 7, Brogden 6; CSU - Mitchell 10, Harris 10, Lee 8.

Attendance - 11,741

# 2005 Season in Review

## GAME ELEVEN

### Liberty vs. Norfolk State

November 19, 2005

Dick Price Stadium • Norfolk, Va.

The Flames quickly moved the ball downfield on the opening drive for a touchdown, but weren't able to keep their offense going over the rest of the game as Liberty dropped a 34-17 decision to Norfolk State in its season finale at Dick Price Stadium.

The outcome marked the 10th-straight loss for the Flames, setting a new school record for consecutive losses and ended the Flames' season at 1-10 to account for the most losses in a season in the 32-year history of the football program.


Liberty wasted little time as the Flames scored on the fourth play of the game as Brock Smith completed a 21-yard pass to Dominic Bolden. The rookie wideout caught the pass just on the backline of the endzone to give Liberty a 7-0 lead with 12:50 mark.

The key play of the drive was on the first of the game as Smith handed the ball off to Marcus Hamilton, but the running back pitched it back to the quarterback who completed a flea-flicker pass to Brandon Turner to get the Flames into Spartan territory.

The Flames stopped the Spartans on the ensuing drive and forced Norfolk State to punt the ball away; however, the punt clicked a Liberty player and the Spartans recovered the ball on the Liberty two-yard line. Three plays later, Daryl Jones was able to find a hole in the line for a two-yard touchdown run at the 8:39 mark, but Norfolk State was not able to tie the game as Manny Rojas was able to block the PAT attempt to keep the score at 7-6.

Later in the opening period, the Spartans were able to take the lead as Brandon Brooks threaded the needle with Derrick Brooks through double coverage for a 42-yard touchdown pass to complete a six-play, 53-yard drive, while Brooks found Jonathan Allen for a two-point conversion reception to give Norfolk State a 14-7 lead with 4:51 left in the first quarter.

A Norfolk State punt pinned the Flames deep in their own territory on



Liberty's first drive of the second quarter and the Flames attempted another trick play on an end-around play between Bolden and Smith but the ball was mishandled and fumbled. NSU's Samuel Lawson picked up the miscue and returned the fumble five yards for a touchdown, but Antonio Gomez's PAT attempt sailed wide to the right, leaving the score at 20-7 at the 10:35 mark.

The Flames were able trim into the Spartan's lead with a 27-yard field goal by Ben Beasley with 6:35 left before half-time, completing an eight-play, 68-yard drive to cut the lead to the 20-10 intermission score.

Neither team scored during the third quarter as the period saw three turnovers on two fumbles and one by an interception with the interception setting up the game's next score as a deep downfield pass by Smith was picked off by Dustin Johnson with 2:28 left to play in the third. Nine plays later, Monte' Anthony found a hole in the line and scored from 13 yards out on a rushing touchdown 56 seconds into final period, pushing the Spartans' lead to 27-10.

The Flames trimmed the lead back to 27-17 with 5:25 left to play as Ryan Greiser recorded his first career touchdown with a two-yard run, but eight plays later, the Spartans sealed the victory with a 14-yard touchdown run by Terrell Johnson with 45 seconds left on the clock.

The loss brings to a close the 2005 season and the Ken Karcher era at Liberty as it was announced by the University the day prior to the game that the six-year head coach would be released from his position as head coach at the end of the season.

### Statistical Summary

	1st	2nd	3rd	4th	Score
Liberty	7	3	0	7	17
Norfolk State	14	6	0	14	34

#### First Quarter

LU - Bolden 21 yard pass from Smith (Kolegue kick)

4 plays, 73 yards, TOP - 2:01

NSU - Jones 1 yard run (Gomez kick blocked)

3 plays, 2 yards, TOP - 1:20

NSU - Baker 42 yard pass from Brooks (Allen pass from Brooks)

6 plays, 52 yards, TOP - 2:42

#### Second Quarter

NSU - Lawson 5 yard fumble recovery (Gomez kick failed)

LU - Beasley 27 yard field goal

8 plays, 68 yards, TOP - 3:36

#### Fourth Quarter

NSU - Anthony 13 yard run (Gomez kick)

9 plays, 43 yards, TOP - 3:24

LU - Greiser 2 yard run (Kolegue kick)

6 plays, 83 yards, TOP - 1:18

NSU - Johnson 14 yard run (Gomez kick)

8 plays, 47 yards TOP - 4:39

#### Team Statistics

	LU	NSU
First Downs	11	17
Total Plays-Yards	54-323	75-257
Rushes-Yards	26-106	54-143
Passing Yards	217	114
Comp-Att-Int	9-28-3	10-21-0
Return yards	135	77
Punts	5-208	7-257
Fumbles-Lost	5-3	3-2
Penalties	2-20	2-10
Time of Possession	21:31	38:29
Sacks	5-25	1-8

#### Individual Statistics

Rushing - LU - Terrell 10-53, Hamilton 4-35, Greiser 7-28 (1 TD), Smith 3-6, Bolden 1-(-4); NSU - John 18-72 (1 TD), Anthony 13-70 (1 TD), Jones 9-19 (1 TD), Smith 1-1, Baker 1-(-2), Brooks 9-(-6), Cook 2-(-9).

Passing - LU - Smith 9-28-3-217 (1 TD); NSU - Brooks 10-21-0-114 (1 TD).

Receiving - LU - Bolden 3-104 (1 TD), Turner 3-55, Jackson 2-44, Luck 1-14; NSU - Callaham 5-40, Baker 2-45 (1 TD), Jones 2-20, Delgado 1-9.

Leading Tacklers - Hursky 19, Ackley 10, Horn 10; NSU - Davis 8, Arzu 6.

Attendance - 4,062

# 2005 Season Statistics



## Results

Date	Opponent	W/L	Score	Record	Big South	Time	Attend
Sep 03, 2005	CONCORD	W	17-6	1-0-0	0-0-0	2:40	8239
Sep 10, 2005	at Connecticut	L	0-59	1-1-0	0-0-0	2:40	40000
Sep 17, 2005	YOUNGSTOWN STATE	L	0-42	1-2-0	0-0-0	2:40	5479
Sep 24, 2005	at #16 William & Mary	L	0-56	1-3-0	0-0-0	2:37	11741
Oct 01, 2005	VMI *	L	7-10	1-4-0	0-1-0	3:03	11263
Oct 08, 2005	CHATTANOOGA	L	21-24	1-5-0	0-1-0	3:18	3683
Oct 15, 2005	TOWSON	L	17-38	1-6-0	0-1-0	2:48	3033
Oct 22, 2005	#14 COASTAL CAROLINA *OT	L	21-27	1-7-0	0-2-0	3:20	2815
Oct 29, 2005	at Gardner-Webb *	L	16-21	1-8-0	0-3-0	2:44	2100
Nov 12, 2005	at Charleston Southern *	L	30-31	1-9-0	0-4-0	3:34	2312
Nov 19, 2005	at Norfolk State	L	17-34	1-10-0	0-4-0	2:39	4062

\* Big South Conference game



Brock Farrell



Markus Ferguson

## Team Statistics

	LU	OPP
SCORING	146	348
Points Per Game	13.3	31.6
FIRST DOWNS	184	247
Rushing	77	133
Passing	94	93
Penalty	13	21
RUSHING YARDAGE	1231	2205
Yards gained rushing	1636	2448
Yards lost rushing	405	243
Rushing Attempts	385	511
Average Per Rush	3.2	4.3
Average Per Game	111.9	200.5
TDs Rushing	10	28
PASSING YARDAGE	2190	2169
Att-Comp-Int	303-167-13	291-182-2
Average Per Pass	7.2	7.5
Average Per Catch	13.1	11.9
Average Per Game	199.1	197.2
TDs Passing	9	17
TOTAL OFFENSE	3421	4374
Total Plays	688	802
Average Per Play	5.0	5.5
Average Per Game	311.0	397.6
KICK RETURNS: #-YARDS	49-866	19-348
PUNT RETURNS: #-YARDS	14-113	21-139
INT RETURNS: #-YARDS	2-0	13-215
KICK RETURN AVERAGE	17.7	18.3
PUNT RETURN AVERAGE	8.1	6.6
INT RETURN AVERAGE	0.0	16.5
FUMBLES-LOST	26-13	15-9
PENALTIES-YARDS	65-584	65-558
Average Per Game	53.1	50.7
PUNTS-YARDS	57-2265	49-1735
Average Per Punt	39.7	35.4
Net punt average	37.3	33.1
TIME OF POSSESSION/GAME	26:58	32:58
3RD-DOWN CONVERSIONS	49/149	82/165
3rd-Down Pct	33%	50%
4TH-DOWN CONVERSIONS	8/19	10/15
4th-Down Pct	42%	67%
SACKS BY-YARDS	15-86	26-183
MISC YARDS	7	5
TOUCHDOWNS SCORED	19	47
FIELD GOALS-ATTEMPTS	4-11	7-11
PAT-ATTEMPTS	18-18	39-42
ATTENDANCE	34512	60215
Games/Avg Per Game	6/5752	5/12043
Neutral Site Games		0/0

## SCORE BY QUARTERS

	1st	2nd	3rd	4th	OT	Total
Liberty	36	17	28	65	0	146
Opponents	77	116	55	94	6	348

# 2005 Season Statistics

## Individual Statistics

Rushing	G	Att	Gain	Loss	Net	Avg	TD	Long	Avg/G
TERRELL, Zach	11	144	767	99	668	4.6	2	44	60.7
HAMILTON, Marcus	11	73	341	40	301	4.1	4	28	27.4
OTAH, Rajive	5	42	149	22	127	3.0	0	13	25.4
FLUELLEN, Rod	9	26	83	5	78	3.0	1	17	8.7
FARREL, Brock	9	60	193	147	46	0.8	2	19	5.1
GREISER, Ryan	6	15	55	13	42	2.8	1	25	7.0
BOLDEN, Dominic	11	3	13	11	2	0.7	0	13	0.2
WILLIAMS, Lauren	9	1	0	4	-4	-4.0	0	0	-0.4
JACKSON, Wynton	11	3	0	7	-7	-2.3	0	0	-0.6
SMITH, Brock	6	15	35	43	-8	-0.5	0	9	-1.3
TEAM	4	3	0	14	-14	-4.7	0	0	-3.5
Total	11	385	1636	405	1231	3.2	10	44	111.9
Opponents	11	511	2448	243	2205	4.3	28	45	200.5

Passing	G	Effic	Att-Cmp-Int	Pct	Yds	TD	Lng	Avg/G
FARREL, Brock	9	115.39	190-109-7	57.4	1322	4	68	146.9
SMITH, Brock	6	126.68	97-48-5	49.5	814	5	64	135.7
TERRELL, Zach	11	78.35	16-10-1	62.5	54	0	12	4.9
Total	11	117.05	303-167-13	55.1	2190	9	68	199.1
Opponents	11	143.06	291-182-2	62.5	2169	17	73	197.2

Receiving	G	No.	Yds	Avg	TD	Long	Avg/G
TURNER, Brandon	11	43	594	13.8	2	58	54.0
JACKSON, Wynton	11	37	511	13.8	3	64	46.5
LUCK, Chris	11	24	239	10.0	1	35	21.7
WILLIAMS, Lauren	9	20	327	16.4	1	68	36.3
TERRELL, Zach	11	17	193	11.4	0	41	17.5
BOLDEN, Dominic	11	11	191	17.4	1	44	17.4
HAMILTON, Marcus	11	7	68	9.7	1	47	6.2
FLUELLEN, Rod	9	5	41	8.2	0	14	4.6
OTAH, Rajive	5	2	18	9.0	0	11	3.6
STOKES, Chris	8	1	8	8.0	0	8	1.0
Total	11	167	2190	13.1	9	68	199.1
Opponents	11	182	2169	11.9	17	73	197.2

Punt Returns	No.	Yds	Avg	TD	Long
BROGDEN, Jared	11	107	9.7	0	34
GREEN, Chris	1	-18	-18.0	0	0
FLUELLEN, Rod	1	13	13.0	0	0
DICKERSON, Pat	1	11	11.0	0	0
Total	14	113	8.1	0	34
Opponents	21	139	6.6	0	32

Interceptions	No.	Yds	Avg	TD	Long
HARRIS, Erick	3	16	5.3	0	16
CALVARY, Patrick	1	0	0.0	0	0
MOON, Kevin	1	0	0.0	0	0
Total	2	0	0.0	0	0
Opponents	13	215	16.5	1	72

Kick Returns	No.	Yds	Avg	TD	Long
GREEN, Chris	25	511	20.4	0	38
BOLDEN, Dominic	6	80	13.3	0	20
OTAH, Rajive	5	63	12.6	0	21
JACKSON, Wynton	4	79	19.8	0	22
TERRELL, Zach	4	59	14.8	0	19
FLUELLEN, Rod	2	31	15.5	0	20
THOM, Richard	1	5	5.0	0	5
CALVARY, Patrick	1	-2	-2.0	0	0
WALLACE, Josh	1	40	40.0	0	40
Total	49	866	17.7	0	40
Opponents	19	348	18.3	0	43

Fumble Returns	No.	Yds	Avg	TD	Long
CALVARY, Patrick	1	7	7.0	0	7
Total	1	7	7.0	0	7
Opponents	1	5	5.0	1	5

## ----- PATs -----

Scoring	TD	FGs	Kick	Rush	Rcv	Pass	DXP	Saf	Points
HAMILTON, Marcus	5	0-0	0-0	0-1	0	0-0	0	0	30
KOLEGUE, Zacry	0	1-4	17-17	0-0	0	0-0	0	0	20
JACKSON, Wynton	3	0-0	0-0	0-0	0	0-0	0	0	18
FARREL, Brock	2	0-0	0-0	0-0	0	0-0	0	0	12
TERRELL, Zach	2	0-0	0-0	0-0	0	0-0	0	0	12
TURNER, Brandon	2	0-0	0-0	0-0	0	0-0	0	0	12
BEASLEY, Ben	0	3-7	1-1	0-0	0	0-0	0	0	10
LUCK, Chris	1	0-0	0-0	0-0	0	0-0	0	0	6
FLUELLEN, Rod	1	0-0	0-0	0-0	0	0-0	0	0	6
GREISER, Ryan	1	0-0	0-0	0-0	0	0-0	0	0	6
BOLDEN, Dominic	1	0-0	0-0	0-0	0	0-0	0	0	6
WILLIAMS, Lauren	1	0-0	0-0	0-0	0	0-0	0	0	6
TEAM	0	0-0	0-0	0-0	0	0-0	0	1	2
BROGDEN, Jared	0	0-0	0-0	0-0	0	0-0	0	0	0
Total	19	4-11	18-18	0-1	0	0-0	0	1	146
Opponents	47	7-11	39-42	0-1	3	3-4	0	0	348

Total Offense	G	Plays	Rush	Pass	Total	Avg/G
FARREL, Brock	9	250	46	1322	1368	152.0
SMITH, Brock	6	112	-8	814	806	134.3
TERRELL, Zach	11	160	668	54	722	65.6
HAMILTON, Marcus	11	73	301	0	301	27.4
OTAH, Rajive	5	42	127	0	127	25.4
FLUELLEN, Rod	9	26	78	0	78	8.7
GREISER, Ryan	6	15	42	0	42	7.0



# 2005 Season Statistics



BOLDEN, Dominic	11	3	2	0	2	0.2
WILLIAMS, Lauren	9	1	-4	0	-4	-0.4
JACKSON, Wynton	11	3	-7	0	-7	-0.6
TEAM	4	3	-14	0	-14	-3.5
Total	11	688	1231	2190	3421	311.0
Opponents	11	802	2205	2169	4374	397.6

BEASLEY, Ben	1	50	50.0	50	0	0	0	0
Total	57	2265	39.7	60	2	16	19	0
Opponents	49	1735	35.4	57	4	13	16	2

<b>FIELD GOALS</b>	<b>FGM-FGA</b>	<b>Pct</b>	<b>01-19</b>	<b>20-29</b>	<b>30-39</b>	<b>40-49</b>	<b>50-99</b>	<b>Lg</b>
BEASLEY, Ben	3-7	42.9	0-0	3-4	0-1	0-2	0-0	27
KOLEGUE, Zacry	1-4	25.0	0-0	1-3	0-1	0-0	0-0	27

<b>All Purpose</b>	<b>G</b>	<b>Rush</b>	<b>Rec</b>	<b>PR</b>	<b>KOR</b>	<b>IR</b>	<b>Tot</b>	<b>Avg/G</b>
TERRELL, Zach	11	668	193	0	59	0	920	83.6
TURNER, Brandon	11	0	594	0	0	0	594	54.0
JACKSON, Wynton	11	-7	511	0	79	0	583	53.0
GREEN, Chris	11	0	0	-18	511	0	493	44.8
HAMILTON, Marcus	11	301	68	0	0	0	369	33.5
WILLIAMS, Lauren	9	-4	327	0	0	0	323	35.9
BOLDEN, Dominic	11	2	191	0	80	0	273	24.8
LUCK, Chris	11	0	239	0	0	0	239	21.7
OTAH, Rajive	5	127	18	0	63	0	208	41.6
FLUELLEN, Rod	9	78	41	13	31	0	163	18.1
BROGDEN, Jared	11	0	0	107	0	0	107	9.7
FARREL, Brock	9	46	0	0	0	0	46	5.1
GREISER, Ryan	6	42	0	0	0	0	42	7.0
WALLACE, Josh	11	0	0	0	40	0	40	3.6
DICKERSON, Pat	10	0	0	11	0	0	11	1.1
STOKES, Chris	8	0	8	0	0	0	8	1.0
THOM, Richard	9	0	0	0	5	0	5	0.6
CALVARY, Patrick	11	0	0	0	-2	0	-2	-0.2
SMITH, Brock	6	-8	0	0	0	0	-8	-1.3
TEAM	4	-14	0	0	0	0	-14	-3.5
Total	11	1231	2190	113	866	0	4400	400.0
Opponents	11	2205	2169	139	348	215	5076	461.5

<b>FG Sequence</b>	<b>Liberty</b>	<b>OPPONENTS</b>
West Virginia Tech	41	(38)
Concord	44,29,(27)	-
Connecticut	-	(27)
Youngstown State	-	-
#16 William & Mary	-	39
VMI	28	(33)
Chattanooga	38,26	(29)
Towson	(27)	(39)
#14 Coastal Carolina	34,42	47,(25),(27),45,32
Gardner-Webb	(20)	-
Charleston Southern	-	(20)
Norfolk State	(27)	-

Numbers in (parentheses) indicate field goal was made.

<b>PUNTING</b>	<b>No.</b>	<b>Yds</b>	<b>Avg</b>	<b>Long</b>	<b>TB</b>	<b>FC</b>	<b>I20</b>	<b>Blkd</b>
CROUCH, Noah	50	1976	39.5	61	4	6	11	0
CROUCH, Noah	56	2215	39.6	60	2	16	19	0



# 2005 Season Statistics

Defensive Leaders	-----Tackles-----				TFL/Yds	Sacks		Pass Def		Fumbles		Blkd	
	GP	Solo	Ast	Total		No-Yards	Int-Yds	BrUp	QBH	Rcv-Yds	FF	Kick	
VAUGHN, Nick	11	37	68	105	3.5-16	1.0-6	.	2	4	2-0	.	..	
ROJAS, Manny	11	47	55	102	12.0-28	2.0-7	.	2	3	.	2	1.	
MOORE, C.J.	11	35	46	81	4.5-8	.	.	6	.	1-0	2	..	
LANCASTER, Shane	9	34	39	73	1.5-4	.	.	2	.	.	.	..	
DUKE, Brandon	9	22	40	62	5.5-13	.	.	.	1	.	.	..	
HORN, Jason	11	23	38	61	13.0-47	4.0-24	.	2	6	1-0	1	1.	
HURSKY, Nick	10	21	37	58	3.0-6	1.5-4	.	.	.	.	.	..	
KEMP, Kenneth	11	23	31	54	1.0-5	1.0-5	.	1	1	.	.	..	
TURNER, Tyler	11	13	34	47	3.0-7	0.5-4	.	.	9	.	.	..	
CALVARY, Patrick	11	31	14	45	.	.	1-0	10	.	2-7	.	..	
ACKLEY, Steve	10	16	25	41	8.5-35	3.5-24	.	.	4	1-0	1	..	
ESTES, E.L.	6	13	19	32	.	.	.	1	.	1-0	1	..	
RICHARD, Kevin	11	13	18	31	2.0-9	.	.	.	2	.	.	..	
BROGDEN, Jared	11	16	15	31	0.5-0	.	.	2	.	.	1	..	
WALLACE, Josh	11	12	15	27	1.5-11	.	.	.	.	.	.	..	
STOKES, Chris	8	9	15	24	0.5-0	.	.	1	2	1-0	1	..	
DICKERSON, Pat	10	11	13	24	2.5-8	.	.	.	1	.	.	1.	
PENN, Pierre	8	12	6	18	4.0-11	0.5-3	.	.	1	.	.	..	
LISKO, Derek	6	5	9	14	.	.	.	1	.	.	.	..	
MOON, Kevin	4	7	6	13	.	.	1-0	.	.	.	.	..	
McWHORTER, Carlos	5	2	10	12	0.5-1	.	.	.	1	.	.	..	
PARRIS, Chris	9	5	6	11	1.0-2	.	.	.	.	.	.	..	
BOLDEN, Dominic	11	8	2	10	.	.	.	.	.	.	.	..	
REID, Matthew	7	4	5	9	2.0-11	1.0-6	.	.	.	.	.	..	
GREEN, Chris	11	4	3	7	0.5-0	.	.	1	.	.	.	..	
CORRAL, Michael	6	1	3	4	.	.	.	1	.	.	.	..	
HUGHES, Dan	4	1	3	4	1.0-9	1.0-9	.	.	2	.	.	..	
CHILDRESS, Ian	1	.	3	3	.	.	.	.	.	.	.	..	
POPE, Dan	10	3	.	3	.	.	.	.	.	.	.	..	
EDWARDS, Darnell	10	1	2	3	.	.	.	.	.	1-0	1	..	
PORTER, Anthony	4	2	1	3	.	.	.	.	.	.	.	..	
HAMILTON, Marcus	11	1	2	3	.	.	.	.	.	.	.	..	
MUSSLEMAN, Josh	4	2	.	2	.	.	.	.	.	.	.	..	
GODSIL, Mike	11	1	1	2	.	.	.	.	.	.	.	..	
WINFREY, Jarrett	9	2	.	2	.	.	.	.	.	.	1	..	
INGE, Kevin	9	1	.	1	.	.	.	.	.	.	.	..	
COADY, Jay	2	.	1	1	.	.	.	.	.	.	.	..	
TURNER, Brandon	11	1	.	1	.	.	.	.	.	.	.	..	
GREISER, Ryan	6	1	.	1	.	.	.	.	1	.	.	..	
THOM, Richard	9	1	.	1	.	.	.	.	.	.	.	..	
SMITH, Brock	6	1	.	1	.	.	.	.	.	.	.	..	
LAMBERT, Weston	9	.	1	1	.	.	.	.	.	.	.	..	
BEASLEY, Ben	11	1	.	1	.	.	.	.	.	.	.	..	
TEAM	4	.	.	.	.	.	.	.	.	.	.	..	
HASELL, Brady	2	.	.	.	.	.	.	.	1	.	.	..	
DUGAN, Colin	2	.	.	.	.	.	.	.	.	1-0	.	..	
FORSETK, James	1	.	.	.	.	.	.	1	.	.	.	..	
FLUELLEN, Rod	9	.	.	.	.	.	.	.	.	.	.	1.	
Total	11	406	518	924	68-215	15-86	2-0	31	35	9-7	11	41	
Opponents	11	369	422	791	88.0-377	26-183	13-215	35	55	13-5	18	1.	



# 2005 Season Statistics



## Starters Game-By-Game

### Offensive Starters


	WR	WR	TE/WR	LT	LG	C	RG	RT	WR	RB	QB
Concord	Turner	Jackson	Stokes	Sene	Luck	Godsil	Winfrey	Ferguson	Williams	Hamilton	Farrel
Connecticut	Turner	Jackson	Williams	Sene	Inge	Godsil	Winfrey	Ferguson	Edwards	Hamilton	Farrel
Youngstown State	Turner	Jackson	Luck	Inge	Stone	Godsil	Winfrey	Ferguson	Williams	Hamilton	Farrel
William & Mary	Tuner	Jackson	Luck	Sene	Inge	Godsil	Winfrey	Ferguson	Williams	Hamilton	Farrel
VMI	Turner	Jackson	Luck	Sene	Inge	Godsil	Winfrey	Ferguson	Williams	Otah	Farrel
Chattanooga	Turner	Jackson	Luck	Sene	Stone	Godsil	Parson	Ferguson	Williams	Terrell	Farrel
Towson	Turner	Jackson	Luck	Sene	Parson	Godsil	Stone	Ferguson	Raspberry	Terrell	Farrel
Coastal Carolina	Turner	Jackson	Luck	Sene	Stone	Godsil	Winfrey	Ferguson	Williams	Greiser	Terrell
Gardner-Webb	Turner	Jackson	Luck	Sene	Stone	Godsil	Inge	Ferguson	Williams	Terrell	Smith
Charleston Southern	Turner	Jackson	Luck	Sene	Stone	Godsil	Inge	Ferguson	Bolden	Terrell	Smith
Norfolk State	Turner	Jackson	Luck	Winfrey	Stone	Godsil	Inge	Ferguson	Bolden	Hamilton	Smith

### Defensive Starters

	LE	DT	DT	RE	SLB	MLB	WLB	CB	SS	FS	CB
Concord	Parris	Horn	Richard	McWhorter	Duke	Rojas	Kemp	Brogden	Lancaster	Moore	Green
Connecticut	Turner	Horn	Richard	McWhorter	Duke	Rojas	Kemp	Brogden	Lancaster	Moore	Green
Youngstown State	Ackley	Horn	Richard	McWhorter	Duke	Rojas	Hursky	Calvary	Lancaster	Moore	Wallace
William & Mary	Ackley	Horn	Richard	McWhorter	Dickerson	Rojas	Hursky	Calvary	Lancaster	Moore	Brogden
VMI	Ackley	Horn	Richard	Turner	Duke	Rojas	Hursky	Calvary	Lancaster	Moore	Wallace
Chattanooga	Stokes	Horn	Richard	Turner	Duke	Rojas	Kemp	Calvary	Lancaster	Moore	Wallace
Towson	Ackley	Horn	Richard	Turner	Duke	Rojas	Estes	Calvary	Lancaster	Moore	Brogden
Coastal Carolina	Ackley	Horn	Richard	Turner	Duke	Rojas	Kemp	Calvary	Lancaster	Moore	Brogden
Gardner-Webb	Ackley	Horn	Richard	Turner	Duke	Rojas	Kemp	Calvary	Lancaster	Moore	Wallace
Charleston Southern	Ackley	Horn	Richard	Turner	Penn	Rojas	Kemp	Calvary	Lisko	Moore	Brogden
Norfolk State	Ackley	Horn	Richard	Turner	Penn	Rojas	Kemp	Calvary	Lisko	Moore	Wallace



# 2005 Flames Football Awards



*2005 Flames Football Team*

## 2005 Flames Football Awards

### **Big South Preseason All-Conference Team**

Noah Crouch, Punter

Markus Ferguson, Offensive Line

Kevin Inge, Offensive Line

C.J. Moore, Defensive Back

Manny Rojas, Linebacker

### **Big South Players of the Week**

Sept. 5 – Noah Crouch (Special Teams)

Sept. 5 – Rod Fluellen (Freshman)

Sept. 12 – Zach Terrell (Freshman)

Sept. 19 – Noah Crouch (Special Teams)

Oct. 10 – Zach Terrell (Offensive/Freshman)

Oct. 24 – Patrick Calvary (Freshman)

Oct. 31 – Noah Crouch (Special Teams)

Oct. 31 – Brock Smith (Freshman)

Nov. 14 – Brock Smith (Freshman)

### **Big South All-Conference Team**

First Team

Zach Terrell, Running Back

Jason Horn, Defensive Line

### **Second Team**

Brandon Turner, Wide Receiver

Chris Luck, Tight End

Manny Rojas, Linebacker

### **Big South All-Academic Team**

Brock Farrel, Quarterback

### **Big South Rookie of the Year**

Zach Terrell, Running Back

### **Football Gazette National Player of the Week**

Oct. 10 – Zach Terrell (Offensive)

### **Football Gazette All-Region Team**

Third Team

Jason Horn, Defensive Line

Zach Terrell, Running Back

### **VaSID All-State Team**

Second Team

Jason Horn, Defensive Line

Zach Terrell, Running Back

### **VaSID Rookie of the Year**

Zach Terrell, Running Back